

香港中文大學(深圳)  
The Chinese University of Hong Kong, Shenzhen

# CSC6203

# Large Language Model

# Lecture 2: ~~Large~~ language model and beyond

Fall 2024  
Benyou Wang  
School of Data Science

Before the lecture ...

# OpenAI o1 is coming

September 12, 2024

## Learning to Reason with LLMs

We are introducing OpenAI o1, a new large language model trained with reinforcement learning to perform complex reasoning. o1 thinks before it answers—it can produce a long internal chain of thought before responding to the user.

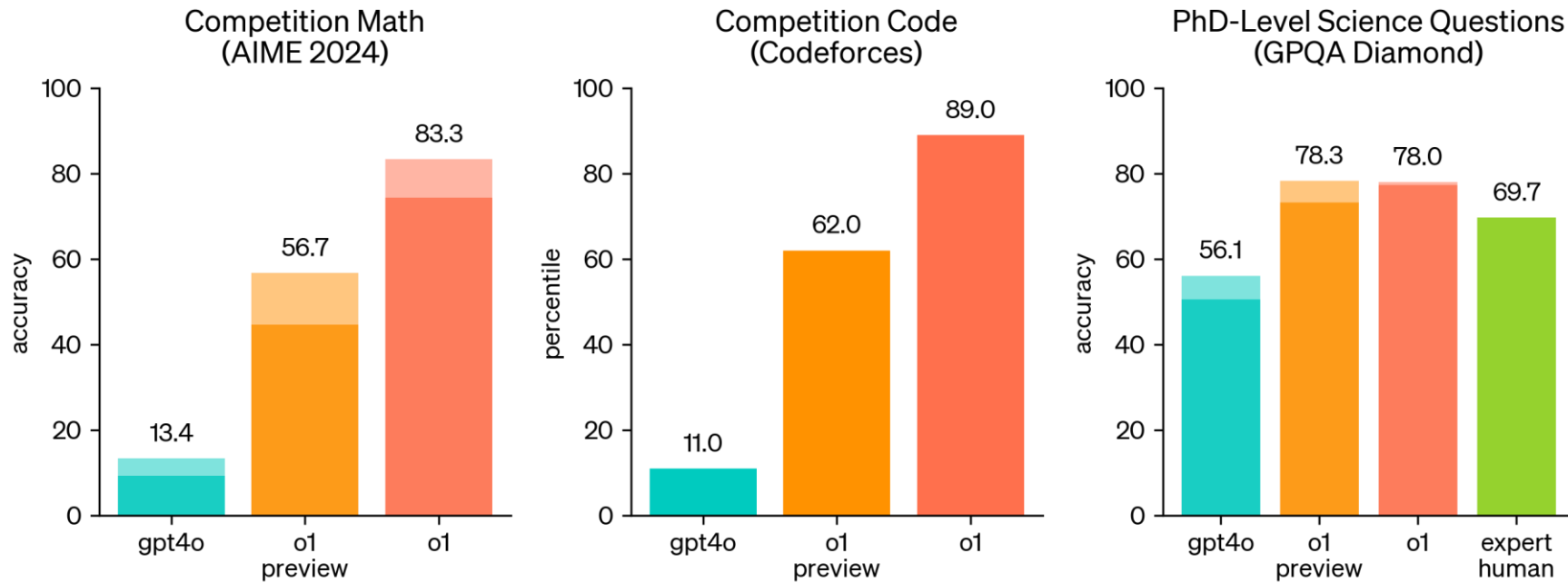
Contributions

OpenAI o1 ranks in the 89th percentile on competitive programming questions (Codeforces), places among the top 500 students in the US in a qualifier for the USA Math Olympiad (AIME), and exceeds human PhD-level accuracy on a benchmark of physics, biology, and chemistry problems (GPQA). While the work needed to make this new model as easy to use as current models is still ongoing, we are releasing an early version of this model, OpenAI o1-preview, for immediate use in ChatGPT and to [trusted API users](#).

Our large-scale reinforcement learning algorithm teaches the model how to think productively using its chain of thought in a highly data-efficient training process. We have found that the performance of o1 consistently improves with more reinforcement learning (train-time compute) and with more time spent thinking (test-time compute). The constraints on scaling this approach differ substantially from those of LLM pretraining, and we are continuing to investigate them.

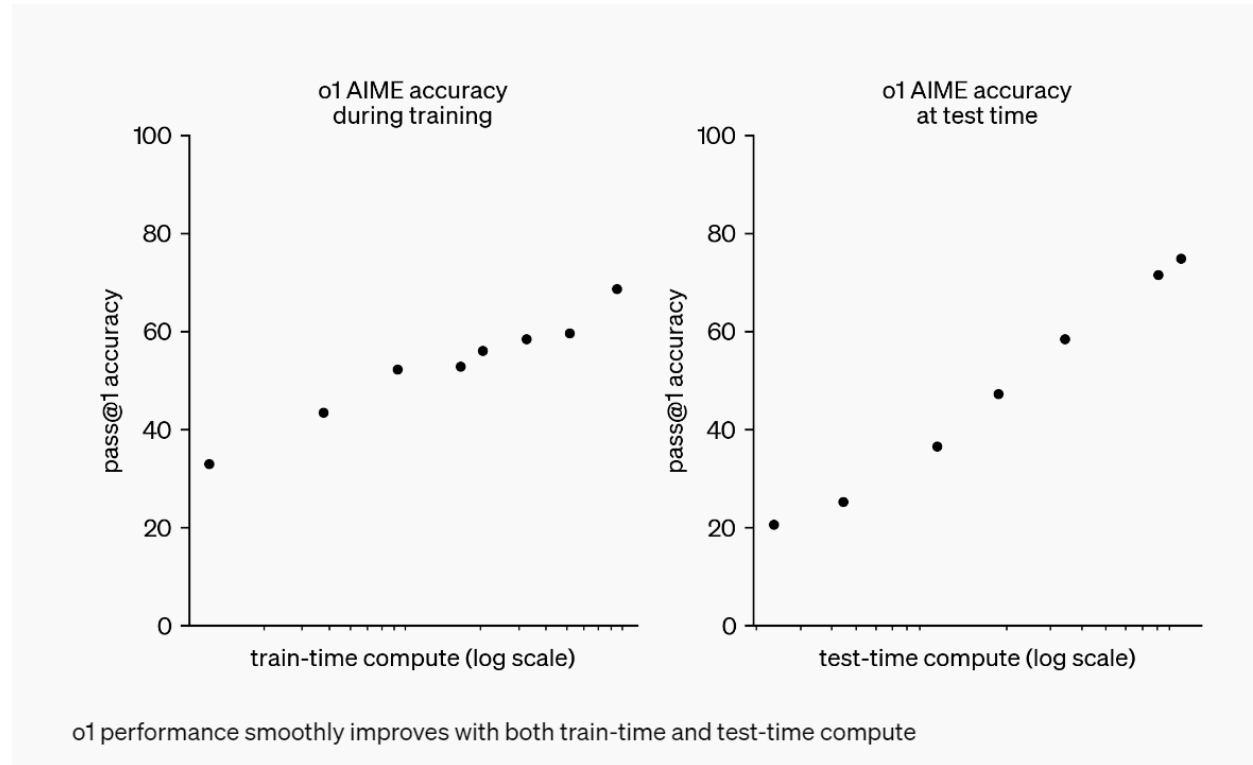
Maybe there will never be a **GPT-5?**

<https://openai.com/index/learning-to-reason-with-llms/>

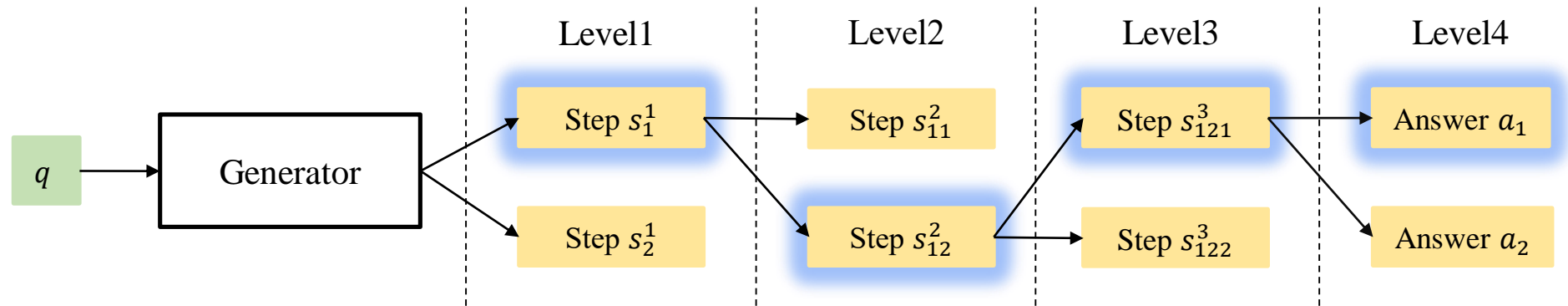


“We evaluated math performance on AIME, an exam designed to challenge the brightest high school math students in America”  
 A score of 13.9 (re-ranking 1000; 83%-- 12.5/15 is for re-ranking 64) places **it among the top 500 students nationally** and above the cutoff for the USA Mathematical Olympiad.

# I: Scaling test-time computing (TTC)



# Example of TTC: OVM



Inference-time tree search, to enhance multi-step reasoning performance

1	<b>GPT-4 DUP</b>	97.1		×	Achieving >97% on GSM8K: Deeply Understanding the Problems Makes LLMs Better Solvers for Math Word Problems			2024	
2	<b>SFT-Mistral-7B</b> (MetaMath, <b>OVM</b> , Smart Ensemble)	96.4	7	✓				2024	
3	<b>DAMOMath-7B</b> (MetaMath, <b>OVM</b> , BS, Ensemble)	95.1	7	✓				2024	
4	<b>Claude 3 Opus</b> (0-shot chain-of-thought)	95		×	The Claude 3 Model Family: Opus, Sonnet, Haiku			2024	<span>chain-of-thought</span> <span>zero-shot</span>
5	<b>SFT-Mistral-7B</b> (MetaMath+ <b>ovm</b> +ensemble)	94.13	7	✓				2024	
6	<b>Qwen2-72B-Instruct-Step-DPO</b> (0-shot CoT)	94.0		✓	Step-DPO: Step-wise Preference Optimization for Long-chain Reasoning of LLMs			2024	
7	<b>DAMOMath-7B</b> (MetaMath, <b>OVM</b> , Ensemble)	93.2	7	✓				2024	
8	<b>Claude 3 Sonnet</b> (0-shot chain-of-thought)	92.3		×	The Claude 3 Model Family: Opus, Sonnet, Haiku			2024	<span>chain-of-thought</span> <span>zero-shot</span>
9	<b>AlphaLLM</b> (with MCTS)	92	70	×	Toward Self-Improvement of LLMs via Imagination, Searching, and Criticizing			2024	
10	<b>PaLM 2</b> (few-shot, k=8, SC)	91.0		×	PaLM 2 Technical Report			2023	<span>self-consistency</span> <span>majority voting</span>

<https://paperswithcode.com/sota/arithmetic-reasoning-on-gsm8k>

# II: Chain of thoughts

**Instruction: Write a bash script that takes a matrix represented as a string with format '[1,2],[3,4],[5,6]' and prints the transpose in the same format.**



# II: CoT (1)

So the user is requesting a bash script that can take a string representing a matrix, such as '[1,2],[3,4],[5,6]' and output its transpose, in the same format.

Let's first understand the input and output formats.

Input: '[1,2],[3,4],[5,6]'

which corresponds to the matrix:

1 2

3 4

5 6

So the input is a series of rows, each in brackets separated by commas.

The transpose of this matrix would be:

1 3 5

2 4 6

So the requested output is '[1,3,5],[2,4,6]'

# II: CoT (2)

Overall Task:

Write a bash script that takes one argument (the string representing the matrix) and outputs its transpose in the same format.

Ok, let's think about how to parse the input string in bash, build the matrix (probably in arrays), transpose it, and then output the resulting transposed matrix in the expected format.

Constraints:

- Since it's bash, we have to be careful with parsing strings.
- The script should accept the input string as an argument.

Approach:

- Parse the input string to extract the matrix elements.
- Build the matrix as an array of arrays.
- Transpose the matrix.
- Output the transposed matrix in the same format.

# II: CoT (3)

## Implementation Steps:

1. Capture input string as argument.
2. Remove any spaces (if any).
3. Parse the input string to extract numbers into arrays.
  - Since the input is in the format '[1,2],[3,4],[5,6]', we can:
    - Remove outer brackets if necessary.
    - Split the string by '],' to get each row.
    - For each row, remove '[' and ']', then split by ',' to get elements.
4. Build a 2D array in bash (arrays containing arrays).
  - Since bash arrays are one-dimensional, we need to simulate 2D arrays.
5. Transpose the matrix.
  - For transposing, we'll need to switch rows and columns.
6. Output the transposed matrix in the required format.
  - Reconstruct the output string in the format '[1,3,5],[2,4,6]'

Now, start coding step by step.

## Under potential issues:

- Bash does not have multi-dimensional arrays natively, so we need to simulate.
- We need to handle numbers that can be more than one digit.

# II: CoT (4)

Let me try to simulate what happens.

I'll write this as an answer.

[code]

Save this script to a file, for example, transpose.sh, make it executable with `chmod +x transpose.sh`, and run it:

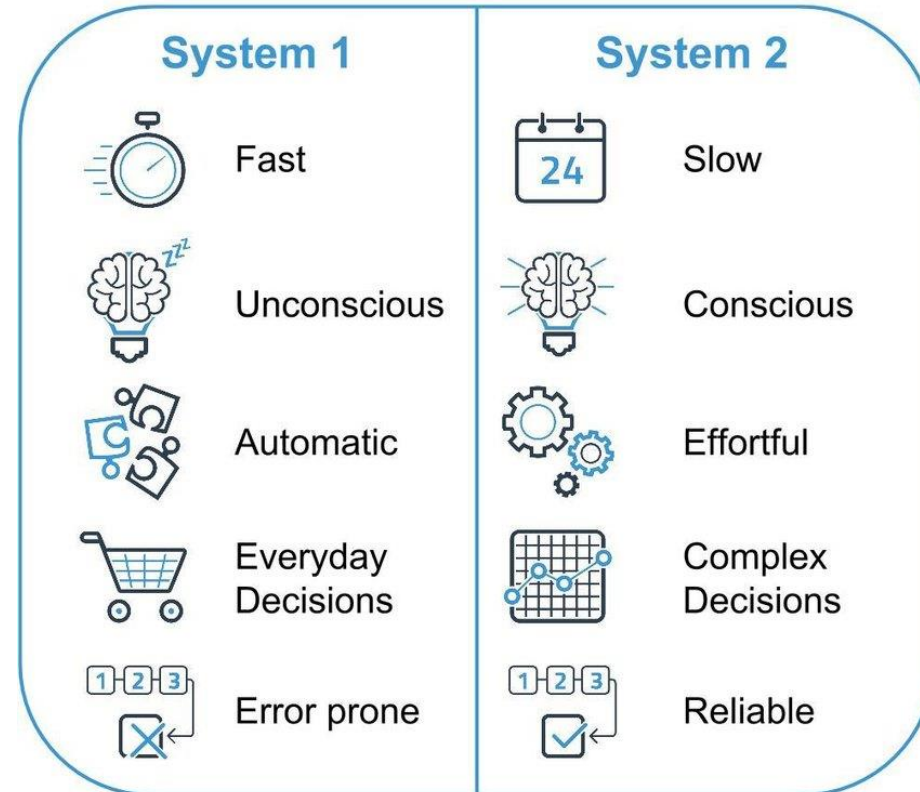
Bash

```
1
1
./transpose.sh '[1,2],[3,4],[5,6]'
It will output:
```

Bash

```
1
1
[1,3,5],[2,4,6]
...
```

# System 1 vs. System 2



To recap...

# What is language modeling?

A **language model** assigns a probability to a N-gram

$$f: V^n \rightarrow R^+$$

A **conditional language model** assigns a probability of a word given some conditioning context

$$g: (V^{n-1}, V) \rightarrow R^+$$

And  $p(w_n | w_1 \cdots w_{n-1}) = g(w_1 \cdots w_{n-1}, w) = \frac{f(w_1 \cdots w_n)}{f(w_1 \cdots w_{n-1})}$

$p(w_n | w_1 \cdots w_{n-1})$  is the foundation of **modern large language models** (GPT, ChatGPT, etc.)

# Language models: Narrow Sense

A probabilistic model that assigns a probability to every finite sequence (grammatical or not)

Sentence: "the cat sat on the mat"

$$P(\text{the cat sat on the mat}) = P(\text{the}) * P(\text{cat}|\text{the}) * P(\text{sat}|\text{the cat}) \\ * P(\text{on}|\text{the cat sat}) * P(\text{the}|\text{the cat sat on}) \\ * P(\text{mat}|\text{the cat sat on the})$$

Implicit order



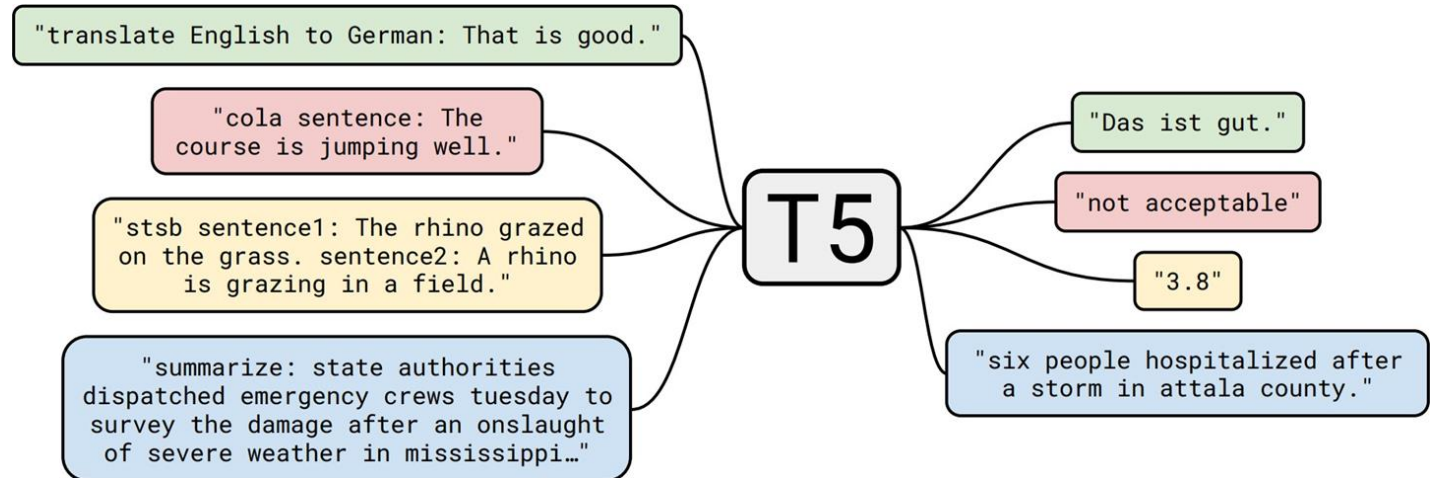
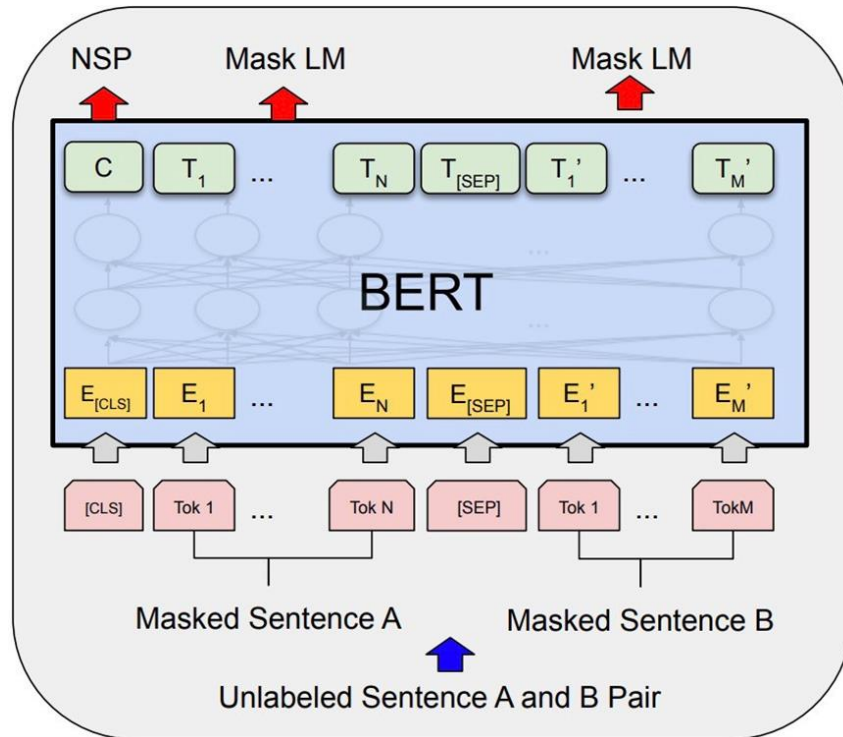
GPT-3 still acts in this way but the model is implemented as a very large neural network of 175-billion parameters!



# Language models: Broad Sense

- ❖ Decoder-only models (GPT-x models)
- ❖ Encoder-only models (BERT, RoBERTa, ELECTRA)
- ❖ Encoder-decoder models (T5, BART)

The latter two usually involve a different **pre-training** objective.



# Today's lecture

- **Language model in a narrow sense**  
(Probability theory, N-gram language model)
- Language model in broad sense
- More thoughts on language model

# Why do we need language models?

Many NLP tasks require **natural language output**:

- **Machine translation**: return text in the target language
- **Speech recognition**: return a transcript of what was spoken
- **Natural language generation**: return natural language text
- **Spell-checking**: return corrected spelling of input

Language models define **probability distributions over (natural language) strings or sentences**.

→ We can use a language model to **score possible output strings** so that we can choose the best (i.e. most likely) one: **if  $P_{LM}(A) > P_{LM}(B)$ , return A, not B**

# Hmmm, but...

... what does it mean for a language model to “define a probability distribution”? [\[Google N-gram dataset\]](#)

... *why* would we want to define probability distributions over languages? [\[evaluation\]](#)

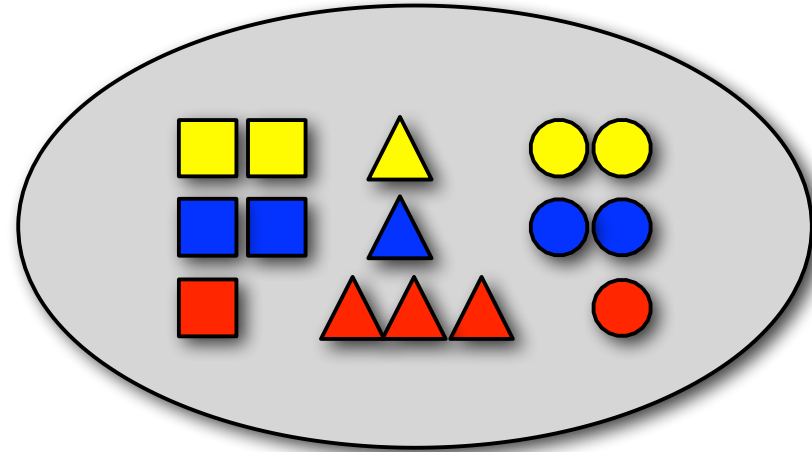
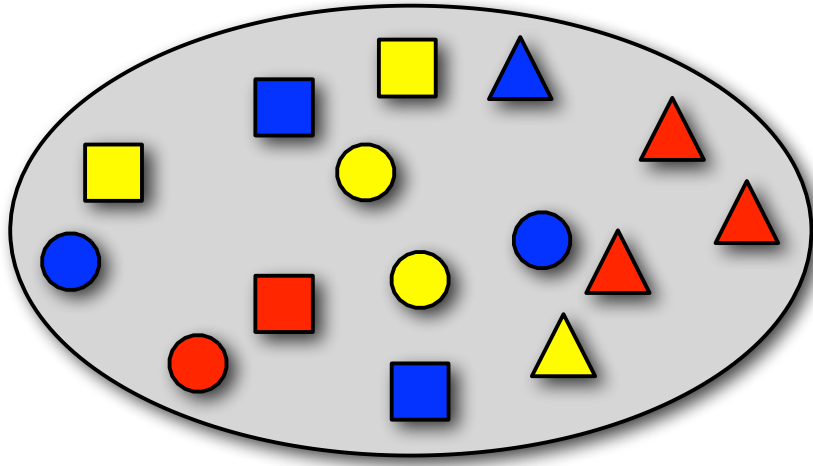
... how can we construct a language model such that it *actually* defines a probability distribution? [\[evaluation\]](#)

Reminder:

Basic Probability Theory

# Sampling with replacement

Pick a random shape, then put it back in the bag.



$$P(\blacksquare) = 2/15$$

$$P(\text{blue}) = 5/15$$

$$P(\text{blue} | \square) = 2/5$$

$$P(\blacksquare) = 1/15$$

$$P(\text{red}) = 5/15$$

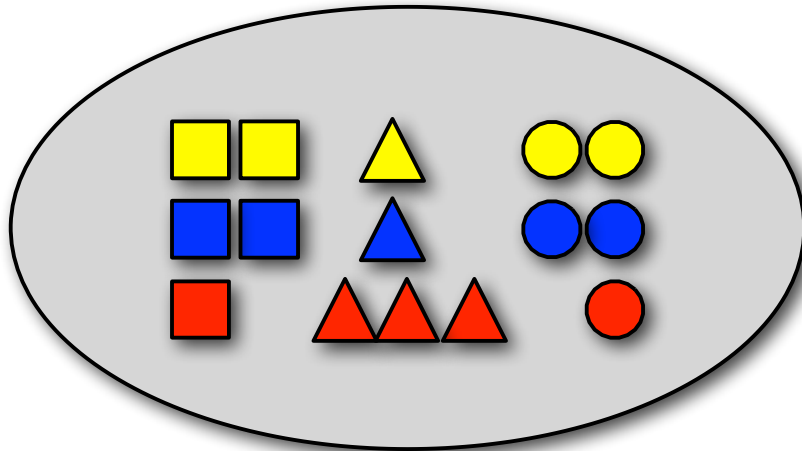
$$P(\square) = 5/15$$

$$P(\blacksquare \text{ or } \blacktriangle) = 2/15$$

$$P(\triangle | \text{red}) = 3/5$$

# Sampling with replacement

Pick a random shape, then put it back in the bag.  
 What **sequence of shapes** will you draw?



$$P(\text{red circle, yellow triangle, blue triangle, blue square})$$

$$= \frac{1}{15} \times \frac{1}{15} \times \frac{1}{15} \times \frac{2}{15}$$

$$= \frac{2}{50625}$$

$$P(\text{red triangle, yellow circle, blue circle, red triangle})$$

$$= \frac{3}{15} \times \frac{2}{15} \times \frac{2}{15} \times \frac{3}{15}$$

$$= \frac{36}{50625}$$

$$P(\text{blue square}) = \frac{2}{15}$$

$$P(\text{blue}) = \frac{5}{15}$$

$$P(\text{blue} | \square) = \frac{2}{5}$$

$$P(\text{red square}) = \frac{1}{15}$$

$$P(\text{red}) = \frac{5}{15}$$

$$P(\square) = \frac{5}{15}$$

$$P(\text{red square or blue triangle}) = \frac{2}{15}$$

$$P(\text{triangle} | \text{red}) = \frac{3}{5}$$

# Sampling with replacement

Alice was beginning to get very tired of sitting by her sister on the bank, and of having nothing to do: once or twice she had peeped into the book her sister was reading, but it had no pictures or conversations in it, 'and what is the use of a book,' thought Alice 'without pictures or conversation?'

$$P(\text{of}) = 3/66$$

$$P(\text{her}) = 2/66$$

$$P(\text{Alice}) = 2/66$$

$$P(\text{sister}) = 2/66$$

$$P(\text{was}) = 2/66$$

$$P(,) = 4/66$$

$$P(\text{to}) = 2/66$$

$$P(') = 4/66$$



# Sampling with replacement

beginning by, very Alice but was and?  
reading no tired of to into sitting  
sister the, bank, and thought of without  
her nothing: having conversations Alice  
once do or on she it get the book her had  
peeped was conversation it pictures or  
sister in, 'what is the use had twice of  
a book' 'pictures or' to

$$P(\text{of}) = 3/66$$

$$P(\text{her}) = 2/66$$

$$P(\text{Alice}) = 2/66$$

$$P(\text{sister}) = 2/66$$

$$P(\text{was}) = 2/66$$

$$P(,) = 4/66$$

$$P(\text{to}) = 2/66$$

$$P(') = 4/66$$

In this model,  $P(\text{English sentence}) = P(\text{word salad})$

# Probability theory: terminology

## **Trial (aka “experiment”)**

Picking a shape, predicting a word

## **Sample space $\Omega$ :**

The **set of all possible outcomes**

(all shapes; all words in *Alice in Wonderland*)

## **Event $\omega \subseteq \Omega$ :**

An **actual outcome** (a subset of  $\Omega$ )

(predicting ‘*the*’, picking a triangle)

## **Random variable $X: \Omega \rightarrow T$**

A function from the sample space (often the identity function)

Provides a ‘measurement of interest’ from a trial/experiment

(Did we pick ‘Alice’/a noun/a word starting with “x”/...?)

# What is a probability distribution?

$P(\omega)$  defines a **distribution** over  $\Omega$  iff

1) Every event  $\omega$  has a probability  $P(\omega)$  between 0 and 1:

$$0 \leq P(\omega \subseteq \Omega) \leq 1$$

2) The *null* event  $\emptyset$  has probability  $P(\emptyset) = 0$ :

$$P(\emptyset) = 0$$

3) And the probability of all *disjoint* events sums to 1.

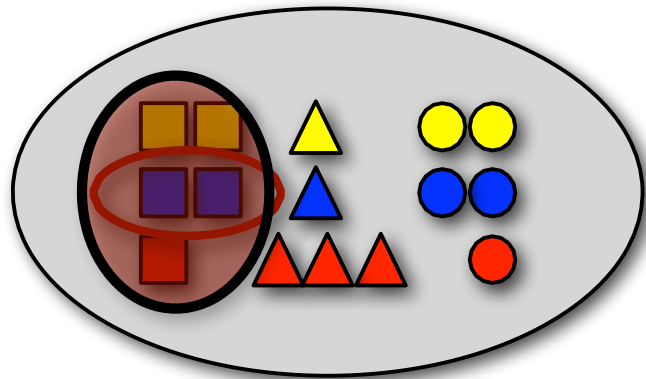
$$\sum_{\omega_i \subseteq \Omega} P(\omega_i) = 1 \quad \text{if } \forall j \neq i : \omega_i \cap \omega_j = \emptyset$$

and  $\bigcup_i \omega_i = \Omega$

# Joint and Conditional Probability

The **conditional probability of  $X$  given  $Y$** ,  $P(X | Y)$ , is defined in terms of the probability of  $Y$ ,  $P(Y)$ , and the **joint probability of  $X$  and  $Y$** ,  $P(X, Y)$ :

$$P(X | Y) = \frac{P(X, Y)}{P(Y)}$$



$$P(\text{blue} | \blacksquare) = 2/5$$

# The chain rule

The joint probability  $P(X, Y)$  can also be expressed in terms of the conditional probability  $P(X | Y)$

$$P(X, Y) = P(X | Y)P(Y)$$

This leads to the so-called **chain rule**

$$\begin{aligned} P(X_1, X_2, \dots, X_n) &= P(X_1)P(X_2|X_1)P(X_3|X_2, X_1)\dots P(X_n|X_1, \dots, X_{n-1}) \\ &= P(X_1) \prod_{i=2}^n P(X_i|X_1 \dots X_{i-1}) \end{aligned}$$

# Independence

Two random variables  $X$  and  $Y$  are independent if

$$P(X, Y) = P(X)P(Y)$$

If  $X$  and  $Y$  are independent, then  $P(X|Y) = P(X)$ :

$$\begin{aligned} P(X|Y) &= \frac{P(X, Y)}{P(Y)} \\ &= \frac{P(X)P(Y)}{P(Y)} \quad (X, Y \text{ independent}) \\ &= P(X) \end{aligned}$$

# Probability models

Building a probability model consists of two steps:

1. Defining the model
2. Estimating the model's parameters  
(= training/learning )

Models (almost) always make  
*independence assumptions.*

That is, even though  $X$  and  $Y$  are not actually independent, our model may treat them as independent.

This reduces the number of model parameters that we need to estimate (e.g. from  $n^2$  to  $2n$ )

Language modeling with n-grams



# Language modeling with N-grams

A language model over a vocabulary  $V$  assigns probabilities to strings drawn from  $V^*$ .

Recall the **chain rule**:

$$P(w^{(1)} \dots w^{(i)}) = P(w^{(1)}) \cdot P(w^{(2)} | w^{(1)}) \cdot \dots \cdot P(w^{(i)} | w^{(i-1)}, \dots, w^{(1)})$$

An **n-gram** language model assumes each word depends only on **the last n-1 words**:

$$P_{ngram}(w^{(1)} \dots w^{(i)}) = P(w^{(1)}) \cdot P(w^{(2)} | w^{(1)}) \cdot \dots \cdot P(w^{(i)} | w^{(i-1)}, \dots, w^{(1-(n+1))})$$

# N-gram models

N-gram models *assume* each word (event) depends only on the previous  $n-1$  words (events):

$$\text{Unigram model: } P(w^{(1)} \dots w^{(N)}) = \prod_{i=1}^N P(w^{(i)})$$

$$\text{Bigram model: } P(w^{(1)} \dots w^{(N)}) = \prod_{i=1}^N P(w^{(i)} | w^{(i-1)})$$

$$\text{Trigram model: } P(w^{(1)} \dots w^{(N)}) = \prod_{i=1}^N P(w^{(i)} | w^{(i-1)}, w^{(i-2)})$$

Such independence assumptions are called **Markov assumptions (of order  $n-1$ )**.

# A unigram model for Alice

beginning by, very Alice but was and?  
reading no tired of to into sitting  
sister the, bank, and thought of without  
her nothing: having conversations Alice  
once do or on she it get the book her had  
peeped was conversation it pictures or  
sister in, 'what is the use had twice of  
a book' 'pictures or' to

$$P(\text{of}) = 3/66$$

$$P(\text{her}) = 2/66$$

$$P(\text{Alice}) = 2/66$$

$$P(\text{sister}) = 2/66$$

$$P(\text{was}) = 2/66$$

$$P(,) = 4/66$$

$$P(\text{to}) = 2/66$$

$$P(') = 4/66$$

In this model,  $P(\text{English sentence}) = P(\text{word salad})$

# A bigram model for Alice

Alice was beginning to get very tired of sitting by her sister on the bank, and of having nothing to do: once or twice she had peeped into the book her sister was reading, but it had no pictures or conversations in it, 'and what is the use of a book,' thought Alice 'without pictures or conversation?'

$$P(w^{(i)} = \text{of} \mid w^{(i-1)} = \text{tired}) = 1$$

$$P(w^{(i)} = \text{of} \mid w^{(i-1)} = \text{use}) = 1$$

$$P(w^{(i)} = \text{sister} \mid w^{(i-1)} = \text{her}) = 1$$

$$P(w^{(i)} = \text{beginning} \mid w^{(i-1)} = \text{was}) = 1/2$$

$$P(w^{(i)} = \text{reading} \mid w^{(i-1)} = \text{was}) = 1/2$$

$$P(w^{(i)} = \text{bank} \mid w^{(i-1)} = \text{the}) =$$

$$1/3 \quad P(w^{(i)} = \text{book} \mid w^{(i-1)} = \text{the})$$

$$= 1/3 \quad P(w^{(i)} = \text{use} \mid w^{(i-1)} = \text{the})$$

$$= 1/3$$

Where do we get the probabilities from?

# Learning (estimating) a language model

Where do we get the **parameters of our model** (its actual probabilities) from?

$$P(w^{(i)} = \text{'the'} / w^{(i-1)} = \text{'on'}) = ???$$

We need (a large amount of) text as **training data** to estimate the parameters of a language model.

The most basic parameter estimation technique:  
**relative frequency estimation** (= counts)

$$P(w^{(i)} = \text{'the'} / w^{(i-1)} = \text{'on'}) = C(\text{'on the'}) / C(\text{'on'})$$

Also called **Maximum Likelihood Estimation (MLE)**

NB: MLE assigns *all* probability mass to events that occur in the training corpus.

Are n-gram models actual  
language models?

# How do n-gram models define $P(L)$ ?

An n-gram model defines  $P_{ngram}(w^{(1)} \dots w^{(N)})$  in terms of the **probability of predicting each word**:  $P_{bigram}(w^{(1)} \dots w^{(N)}) = \prod_{i=1..N} P(w^{(i)} | w^{(i-1)})$

With a **fixed vocabulary  $V$** , it's easy to make sure  $P(w^{(i)} | w^{(i-1)})$  is a distribution:  $\sum_{i=1..|V|} P(w_i | w_j) = 1$  and  $\forall_{ij} 0 \leq P(w_i | w_j) \leq 1$

If  $P(w^{(i)} | w^{(i-1)})$  is a distribution, this model defines **one distribution (over all strings) for each length  $N$**

But the strings of a language  $L$  **don't all have the same length**

English = {“yes!”, “I agree”, “I see you”, ...}

And there is **no  $N_{max}$**  that limits how long strings in  $L$  can get.

**Solution:** the **EOS (end-of-sentence)** token!



# How do n-gram models define $P(L)$ ?

Think of a language model as a **stochastic process**:

- At each time step, randomly pick one more word.
- **Stop** generating more words when the word you pick is a special **end-of-sentence (EOS) token**.

To be able to pick the EOS token, we have to **modify our training data** so that each sentence ends in EOS.

This means our vocabulary is now  $V^{EOS} = V \cup \{EOS\}$

We then get an **actual language model**,

i.e. a distribution over **strings of any length**

Technically, this is only true because  $P(EOS | \dots)$  will be high enough that we are always guaranteed to stop after having generated a finite number of words

***Why do we care about having one model for all lengths?***

We can now compare the probabilities of strings of different lengths, because they're computed by the same distribution.

A couple more modifications...

# Handling unknown words: UNK

## Training:

- Assume a fixed vocabulary (e.g. all words that occur at least  $n$  times in the training corpus)
- Replace all other words in the corpus by a token <UNK>
- Estimate the model on this modified training corpus.

## Testing (e.g to compute probability of a string):

- Replace any words not in the vocabulary by <UNK>

## Refinements:

use different UNK tokens for different types of words (numbers, etc.).

# What about the beginning of the sentence?

In a trigram model

$$P(w^{(1)}w^{(2)}w^{(3)}) = P(w^{(1)})P(w^{(2)} | w^{(1)})P(w^{(3)} | w^{(2)}, w^{(1)})$$

only the third term  $P(w^{(3)} | w^{(2)}, w^{(1)})$  is an actual trigram probability. What about  $P(w^{(1)})$  and  $P(w^{(2)} | w^{(1)})$  ?

**If this bothers you:**

Add  $n-1$  **beginning-of-sentence** (BOS) symbols to each sentence for an  $n$ -gram model:

`BOS1 BOS2 Alice was ...`

Now the unigram and bigram probabilities involve only BOS symbols.

Using language models

# How do we use language models?

Independently of any application, we can use a language model as a **random sentence generator** (i.e we sample sentences according to their language model probability)


Systems for applications such as machine translation, speech recognition, spell-checking, generation, often produce multiple candidate sentences as output.

- We prefer output sentences  $S_{\text{Out}}$  that have a higher probability
- We can use a language model  $P(S_{\text{Out}})$  to **score and rank these different candidate output sentences**, e.g. as follows:

$$\operatorname{argmax}_{S_{\text{Out}}} P(S_{\text{Out}} | \text{Input}) = \operatorname{argmax}_{S_{\text{Out}}} P(\text{Input} | S_{\text{Out}})P(S_{\text{Out}})$$

Example: language model in information retrieval.

# An example of ASR to use **language models**



这儿有**周杰伦**演唱会 (There is a Jay Chou

- Acoustic Model: **周杰轮?** **周捷伦?**
- Acoustic Model + **language models**: **周杰伦**

Using n-gram models to  
generate language

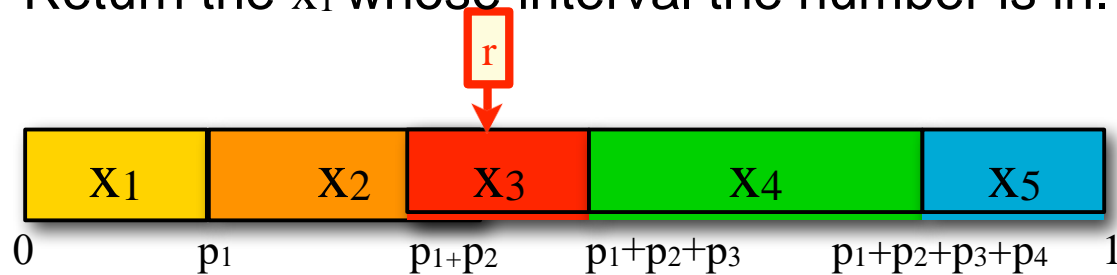


# Generating from a distribution

How do you generate text from an  $n$ -gram model?

That is, how do you sample from a distribution  $P(X | Y=y)$ ?

- Assume  $X$  has  $N$  possible outcomes (values):  $\{x_1, \dots, x_N\}$  and  $P(X=x_i | Y=y) = p_i$
- Divide the interval  $[0,1]$  into  $N$  smaller intervals according to the probabilities of the outcomes
- Generate a random number  $r$  between 0 and 1.
- Return the  $x_i$  whose interval the number is in.



# Generating the Wall Street Journal

*unigram:* Months the my and issue of year foreign new exchange's september were recession exchange new endorsed a acquire to six executives

*bigram:* Last December through the way to preserve the Hudson corporation N. B. E. C. Taylor would seem to complete the major central planners one point five percent of U. S. E. has already old M. X. corporation of living on information such as more frequently fishing to keep her

*trigram:* They also point to ninety nine point six billion dollars from two hundred four oh six three percent of the rates of interest stores as Mexico and Brazil on market conditions

# Generating Shakespeare

Unigram	<ul style="list-style-type: none"><li>• To him swallowed confess hear both. Which. Of save on trail for are ay device and rote life have</li><li>• Every enter now severally so, let</li><li>• Hill he late speaks; or! a more to leg less first you enter</li><li>• Are where exeunt and sighs have rise excellency took of.. Sleep knave we. near; vile like</li></ul>
Bigram	<ul style="list-style-type: none"><li>• What means, sir. I confess she? then all sorts, he is trim, captain.</li><li>• Why dost stand forth thy canopy, forsooth; he is this palpable hit the King Henry. Live king. Follow.</li><li>• What we, hath got so she that I rest and sent to scold and nature bankrupt, nor the first gentleman?</li><li>• Enter Menenius, if it so many good direction found'st thou art a strong upon command of fear not a liberal largess given away, Falstaff! Exeunt</li></ul>
Trigram	<ul style="list-style-type: none"><li>• Sweet prince, Falstaff shall die. Harry of Monmouth's grave.</li><li>• This shall forbid it should be branded, if renown made it empty.</li><li>• Indeed the duke; and had a very good friend.</li><li>• Fly, and will rid me these news of price. Therefore the sadness of parting, as they say, 'tis done.</li></ul>
Quadrigram	<ul style="list-style-type: none"><li>• King Henry. What! I will go seek the traitor Gloucester. Exeunt some of the watch. A great banquet serv'd in;</li><li>• Will you not tell me who I am?</li><li>• It cannot be but so.</li><li>• Indeed the short and the long. Marry, 'tis a noble Lepidus.</li></ul>

# Shakespeare as corpus

The Shakespeare corpus consists of  $N=884,647$  word **tokens** and a vocabulary of  $V=29,066$  word **types**

Shakespeare produced 300,000 bigram types out of  $V^2= 844$  million possible bigram types.

99.96% of possible bigrams don't occur in the corpus.

Our relative frequency estimate assigns non-zero probability to only 0.04% of the possible bigrams  
That percentage is even lower for trigrams, 4-grams, etc.

Use data from <https://huggingface.co/datasets/Treliis/tiny-shakespeare> or <https://raw.githubusercontent.com/karpathy/char-rnn/master/data/tinyshakespeare/input.txt>

# MLE doesn't capture unseen events

We estimated a model on 440K word tokens, but:

**Only 30,000 word types occur in the training data**

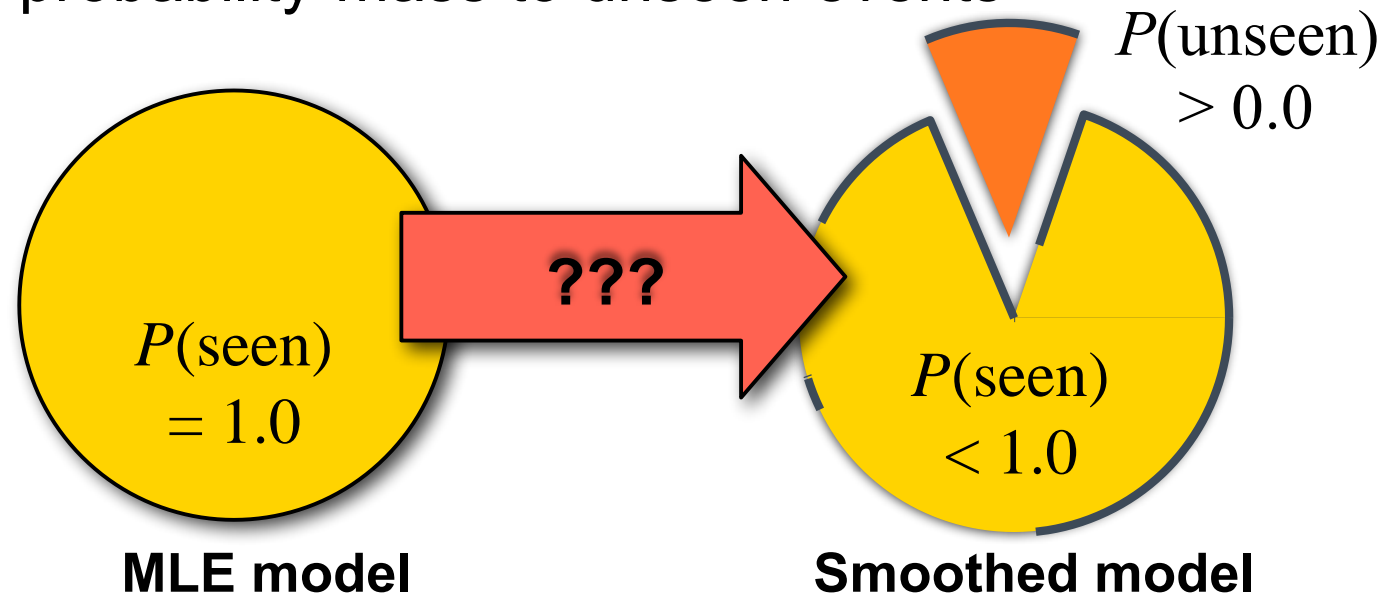
Any word that does not occur in the training data has zero probability!

**Only 0.04% of all possible bigrams (over 30K word types) occur in the training data**

Any bigram that does not occur in the training data has *zero* probability (even if we have seen both words in the bigram)

# How we assign non-zero probability to unseen events?

We have to “smooth” our distributions to assign some probability mass to unseen events



We won't talk much about smoothing this year.

# Smoothing methods

## **Add-one smoothing:**

Hallucinate counts that didn't occur in the data

## **Linear interpolation:**

$$\tilde{P}(w | w', w'') = \lambda \hat{P}(w | w', w'') + (1 - \lambda) \tilde{P}(w | w')$$

Interpolate n-gram model with (n-1)-gram model.

**Absolute Discounting:** Subtract constant count from frequent events and add it to rare events

**Kneser-Ney:** AD with modified unigram probabilities

# Add-One (Laplace) Smoothing

A really simple way to do smoothing:

**Increment** the actual observed count of every *possible* event (e.g. bigram) by a hallucinated count of 1 (or by a hallucinated count of some  $k$  with  $0 < k < 1$ ).

Shakespeare bigram model (roughly):

0.88 million actual bigram counts

+ 844.xx million hallucinated bigram counts

Oops. Now almost none of the counts in our model come from actual data. We're back to word salad.

$K$  needs to be really small. But it turns out that that still doesn't work very well.



# Evaluation

# Intrinsic vs Extrinsic Evaluation

How do we know whether one language model is better than another?

There are two ways to evaluate models:

- **intrinsic evaluation** captures how well the model captures what it is supposed to capture (e.g. probabilities)
- **extrinsic (task-based) evaluation** captures how useful the model is in a particular task.

Both cases require an **evaluation metric** that allows us to measure and compare the performance of different models.

# Intrinsic Evaluation of Language Models: **Perplexity**

# Perplexity

The perplexity of a language models is defined as the **inverse**  $\left(\frac{1}{P(\dots)}\right)$  **of the probability of the test set,** **normalized**  $\left(\sqrt[N]{\dots}\right)$  **by the # of tokens ( $N$ ) in the test set.**

If a LM assigns probability  $P(w_1, \dots, w_N)$  to a test corpus  $w_1 \dots w_N$ , the LM's perplexity,  $PP(w_1 \dots w_N)$ ,

$$PP(w_1 \dots w_N) = \sqrt[N]{\frac{1}{P(w_1 \dots w_N)}}$$

A LM with **lower perplexity is better** because it assigns **a higher probability to the unseen test corpus.**

LM<sub>1</sub> and LM<sub>2</sub>'s perplexity can only be compared if they use the same vocabulary

- Trigram models have lower perplexity than bigram models;
- Bigram models have lower perplexity than unigram models, etc.

# Practical issues

- Since language model probabilities are very small, multiplying them together often yields to underflow.
- It is often better to use logarithms instead, so replace

$$PP(w_1 \dots w_N) =_{def} \sqrt[N]{\prod_{i=1}^N \frac{1}{P(w_i | w_{i-1}, \dots, w_{i-n+1})}}$$

with

$$PP(w_1 \dots w_N) =_{def} \exp \left( -\frac{1}{N} \sum_{i=1}^N \log P(w_i | w_{i-1}, \dots, w_{i-n+1}) \right)$$

Extrinsic (Task-Based)  
Evaluation of LMs:  
Word Error Rate

# Intrinsic vs. Extrinsic Evaluation

Perplexity tells us which LM assigns a higher probability to unseen text

This doesn't necessarily tell us which LM is better for our task (i.e. is better at scoring candidate sentences)

Task-based evaluation:

- Train model A, plug it into your system for performing task T
- Evaluate performance of system A *on task T*.
- Train model B, plug it in, evaluate system B on same task T.
- Compare scores of system A and system B on task T.

# Word Error Rate (WER)

Originally developed for speech recognition.

How much does the *predicted* sequence of words differ from the *actual* sequence of words in the correct transcript?

$$\text{WER} = \frac{\text{Insertions} + \text{Deletions} + \text{Substitutions}}{\text{Actual words in transcript}}$$

Insertions: “eat lunch” → “eat *a* lunch”

Deletions: “see *a* movie” → “see movie”

Substitutions: “drink *ice* tea” → “drink *nice* tea”



To recap....

# Key concepts in summary

## N-gram language models

- Independence assumptions

- Getting from n-grams to a distribution over a language

- Relative frequency (maximum likelihood) estimation

- Smoothing

- Intrinsic evaluation: Perplexity,

- Extrinsic evaluation: WER

# Contents

- **Language model in a narrow sense**  
(Probability theory, N-gram language model)
- **Language model in broad sense**  
**(BERT and beyond)**
- More thoughts on language model

# More on N-gram LMs

# N-gram Language Models

*the students opened their*

- **Question:** How to learn a Language Model?
- **Answer** (pre- Deep Learning): learn an *n*-gram Language Model!
- **Definition:** An *n*-gram is a chunk of *n* consecutive words.
  - **uni**grams: “the”, “students”, “opened”, “their”
  - **bi**grams: “the students”, “students opened”, “opened their”
  - **tri**grams: “the students opened”, “students opened their”
  - **four**-grams: “the students opened their”
- **Idea:** Collect statistics about how frequent different n-grams are and use these to predict next word.

# N-gram Language Models

- First we make a **Markov assumption**:  $x^{(n)}$  depends only on the preceding  $n-1$  words

$$P(\mathbf{x}^{(t+1)} | \mathbf{x}^{(t)}, \dots, \mathbf{x}^{(1)}) = P(\mathbf{x}^{(t+1)} | \overbrace{\mathbf{x}^{(t)}, \dots, \mathbf{x}^{(t-n+2)}}^{n-1 \text{ words}}) \quad (\text{assumption})$$

prob of an-gram  $\rightarrow$

$$= P(\mathbf{x}^{(t+1)}, \mathbf{x}^{(t)}, \dots, \mathbf{x}^{(t-n+2)})$$

prob of a (n-1)-gram  $\rightarrow$

$$P(\mathbf{x}^{(t)}, \dots, \mathbf{x}^{(t-n+2)})$$

(definition of conditional prob)

- **Question:** How do we get these  $n$ -gram and  $(n-1)$ -gram probabilities?

- **Answer:** By **counting** them in some large corpus of text!

$$\approx \frac{\text{count}(\mathbf{x}^{(t+1)}, \mathbf{x}^{(t)}, \dots, \mathbf{x}^{(t-n+2)})}{\text{count}(\mathbf{x}^{(t)}, \dots, \mathbf{x}^{(t-n+2)})} \quad (\text{statistical approximation})$$

# N-gram Language Models: Example

Suppose we are learning a 4-gram Language Model.

~~as the proctor started the clock, the~~ students opened their —  
discard condition on this

$$P(\mathbf{w} | \text{students opened their}) = \frac{\text{count}(\text{students opened their } \mathbf{w})}{\text{count}(\text{students opened their})}$$

For example, suppose that in the corpus:

- “students opened their” occurred 1000 times
- “students opened their **books**” occurred 400 times
  - $P(\text{books} | \text{students opened their}) = 0.4$
- “students opened their **exams**” occurred 100 times
  - $P(\text{exams} | \text{students opened their}) = 0.1$

# Sparsity Problems with n-gram Language Models

## Sparsity Problem 1

**Problem:** What if “*students opened their w*” never occurred in data? Then  $w$  has probability 0!

**(Partial) Solution:** Add small  $\delta$  to the count for every  $w \in V$ . This is called *smoothing*.

$$P(w|\text{students opened their}) = \frac{\text{count}(\text{students opened their } w)}{\text{count}(\text{students opened their})}$$

## Sparsity Problem 2

**Problem:** What if “*students opened their*” never occurred in data? Then we can’t calculate probability for *any*  $w$ !

**(Partial) Solution:** Just condition on “*opened their*” instead. This is called *backoff*.

**Note:** Increasing  $n$  makes sparsity problems worse. Typically, we can’t have  $n$  bigger than 5.



# Storage Problems with $n$ -gram Language Models

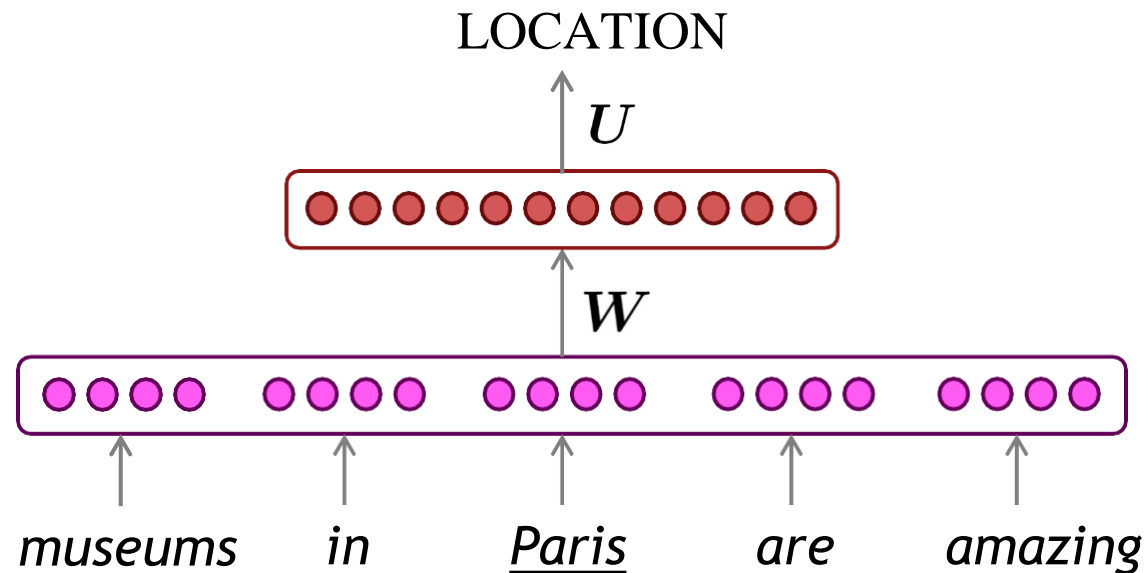
**Storage**: Need to store count for all  $n$ -grams you saw in the corpus.

$$P(\mathbf{w}|\text{students opened their}) = \frac{\text{count}(\text{students opened their } \mathbf{w})}{\text{count}(\text{students opened their})}$$

Increasing  $n$  or increasing corpus increases model size!

# How to build a *neural* language model?

- Recall the Language Modeling task:
  - Input: sequence of words  $\mathbf{x}^{(1)}, \mathbf{x}^{(2)}, \dots, \mathbf{x}^{(t)}$
  - Output: prob. dist. of the next word  $P(\mathbf{x}^{(t+1)} | \mathbf{x}^{(t)}, \dots, \mathbf{x}^{(1)})$
- How about a **window-based neural model**?
  - We saw this applied to Named Entity Recognition :



# A fixed-window neural Language Model

output distribution

$$\hat{\mathbf{y}} = \text{softmax}(\mathbf{U}\mathbf{h} + \mathbf{b}_2) \in \mathbb{R}^{|\mathcal{V}|}$$

hidden layer

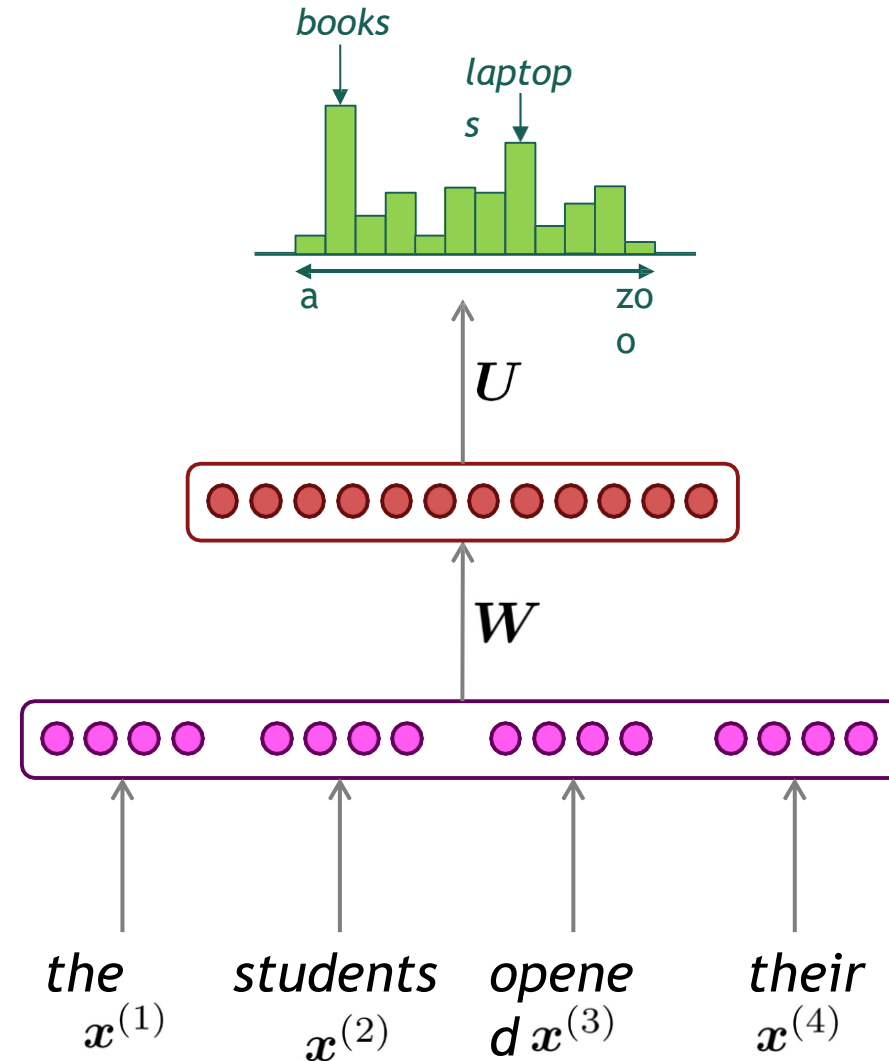
$$\mathbf{h} = f(\mathbf{W}\mathbf{e} + \mathbf{b}_1)$$

concatenated word embeddings

$$\mathbf{e} = [\mathbf{e}^{(1)}; \mathbf{e}^{(2)}; \mathbf{e}^{(3)}; \mathbf{e}^{(4)}]$$

words / one-hot vectors

$$\mathbf{x}^{(1)}, \mathbf{x}^{(2)}, \mathbf{x}^{(3)}, \mathbf{x}^{(4)}$$



# A fixed-window neural Language Model

Approximately: Y. Bengio, et al. (2000/2003): A Neural Probabilistic Language Model

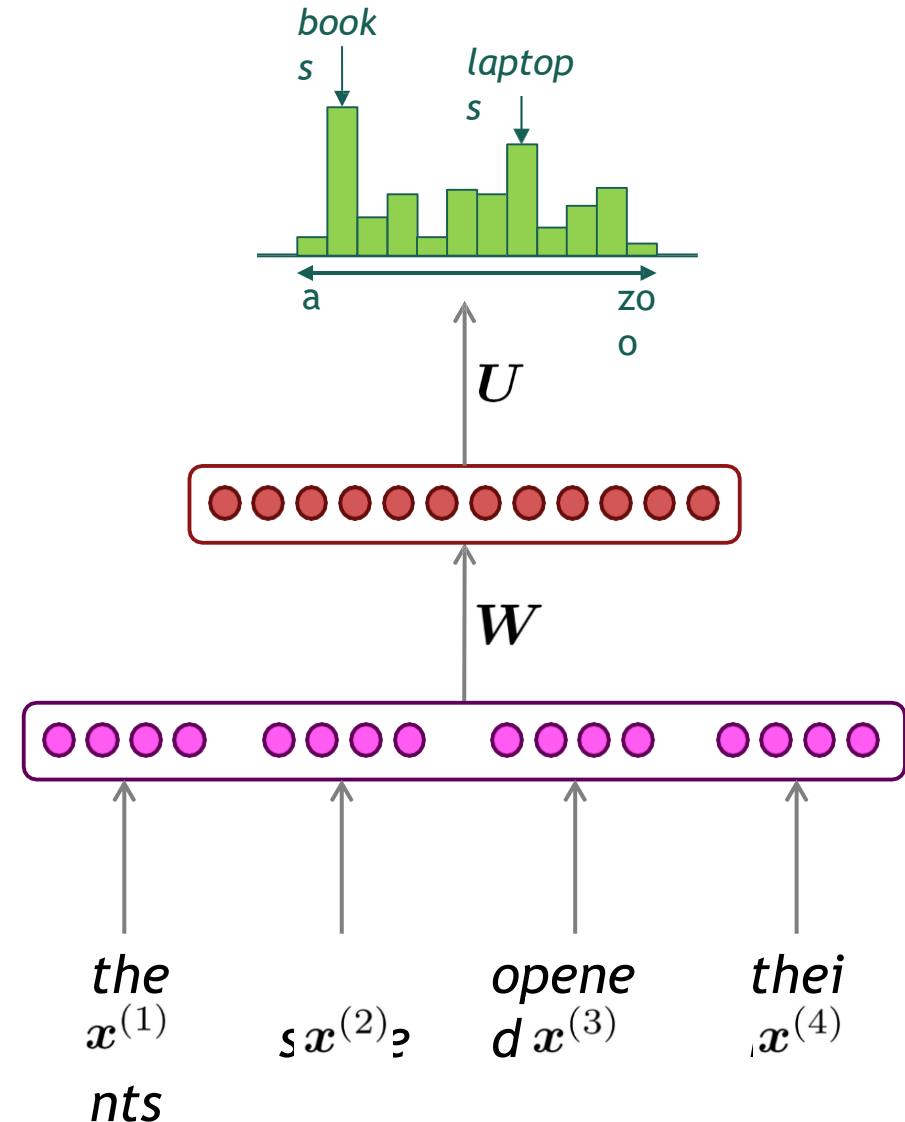
**Improvements** over  $n$ -gram LM:

- No sparsity problem
- Don't need to store all observed  $n$ -grams

Remaining **problems**:

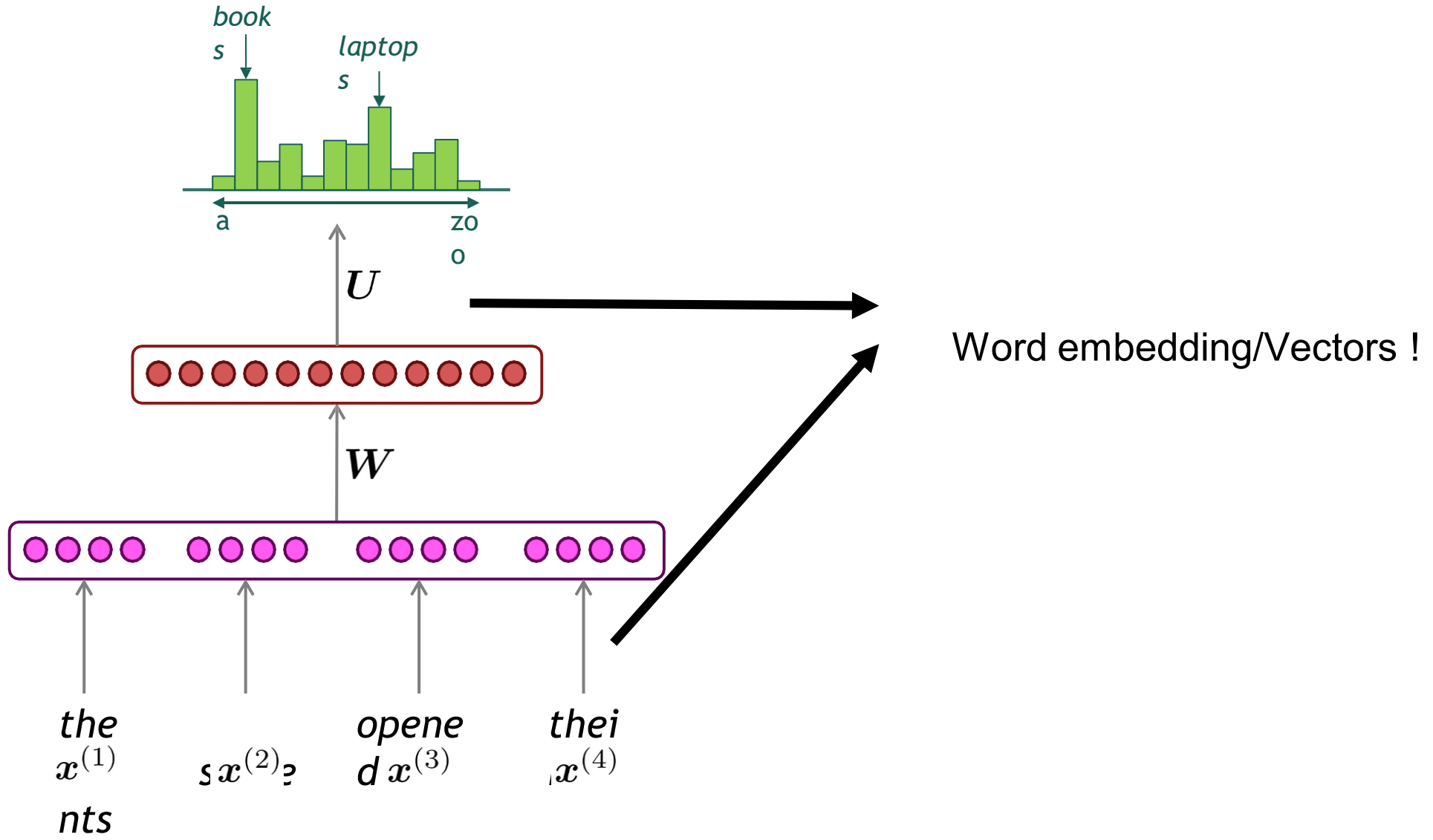
- Fixed window is **too small**
- Enlarging window enlarges  $W$
- Window can never be large enough!
- $x^{(1)}$  and  $x^{(n)}$  are multiplied by completely different weights in  $W$ . **No symmetry** in how the inputs are processed.

We need a neural architecture that can process *any length input*  
**Recurrent NN is the solution !**



# From N-gram LMs to Word vectors

# Byproducts of NNLM : word embedding






# How do we represent the meaning of a word?

Definition: meaning (Webster dictionary)

- ❑ the idea that is represented by a word, phrase, etc.
- ❑ the idea that a person wants to express by using words, signs, etc.
- ❑ the idea that is expressed in a work of writing, art, etc.

Commonest linguistic way of thinking of meaning:

- ❑ signifier (symbol)  $\Leftrightarrow$  signified (idea or thing)  
= denotational semantics
- ❑ Tree  $\Leftrightarrow$  { , , , ... }

# Representing words as discrete symbols

- ❑ In traditional NLP, we regard words as discrete symbols:  
hotel, conference, motel – a localist representation
- ❑ Such symbols for words can be represented by one-hot vectors:  
motel = [0 0 0 0 0 0 0 0 0 0 1 0 0 0 0]  
hotel = [0 0 0 0 0 0 0 1 0 0 0 0 0 0 0]
- ❑ Vector dimension = number of words in vocabulary (e.g., 500,000+)

These two vectors are orthogonal

**There is no natural notion of similarity for one-hot vectors!**



# Representing words by their context

Distributional semantics: **A word's meaning is given by the words that frequently appear close-by**

- “*You shall know a word by the company it keeps*” (J. R. Firth 1957: 11)
- **One of the most successful ideas of modern statistical NLP!**
- When a word  $w$  appears in a text, its **context** is the set of words that appear nearby (within a fixed-size window).
- We use the many contexts of  $w$  to build up a representation of  $w$

...government debt problems turning into **banking** crises as happened in 2009...

...saying that Europe needs unified **banking** regulation to replace the hodgepodge...

...India has just given its **banking** system a shot in the arm...

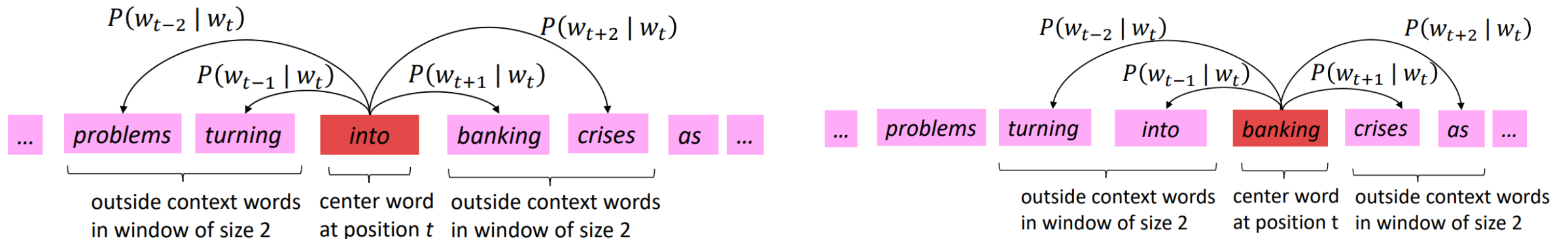
These **context words** will represent **banking**

# Word2Vec Overview

Word2vec (Mikolov et al. 2013) is a framework for learning word vectors

Idea:

- We have a large corpus (“body”) of text: a long list of words
- Every word in a fixed vocabulary is represented by a vector
- Go through each position  $t$  in the text, which has a center word  $c$  and context (“outside”) words  $o$
- Use the similarity of the word vectors for  $c$  and  $o$  to calculate the probability of  $o$  given  $c$  (or vice versa)
- Keep adjusting the word vectors to maximize this probability



# Word2vec: objective function

- We want to minimize the objective function:

$$J(\theta) = -\frac{1}{T} \sum_{t=1}^T \sum_{\substack{m \leq j \leq m \\ j \neq 0}} \log P(w_{t+j} | w_t; \theta)$$

- Question: How to calculate  $P(w_{t+j} | w_t; \theta)$

Answer: We will use two vectors per word  $w$ :

- $v_w$  when  $w$  is a center word
- $u_w$  when  $w$  is a context word

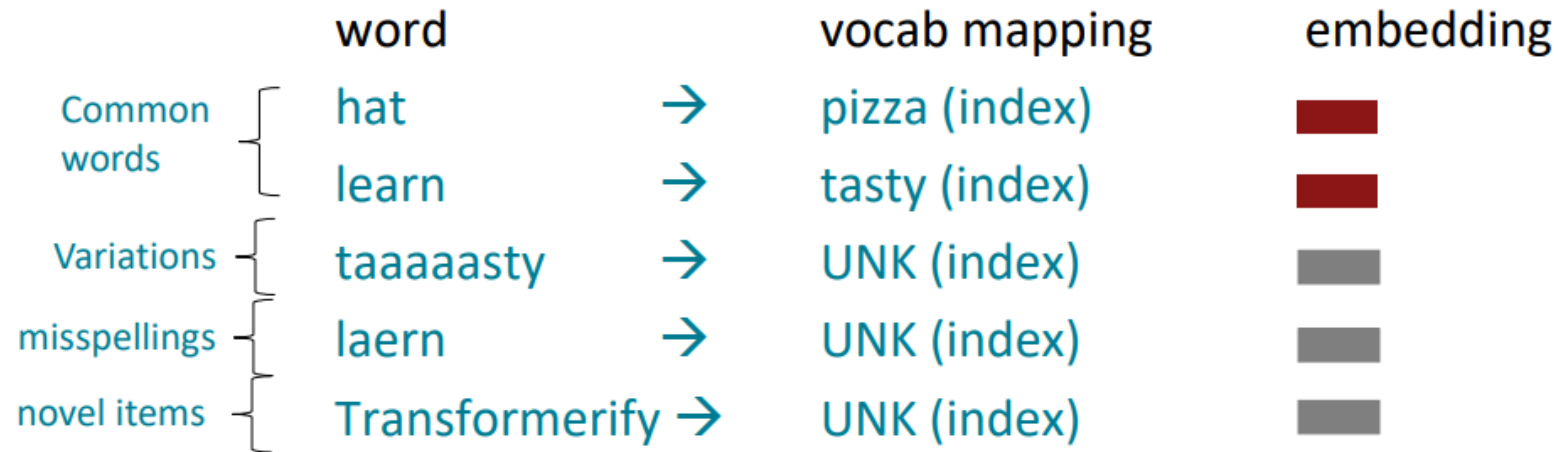
Then for a center word  $c$  and a context word  $o$ : (softmax)

$$P(o | c) = \frac{\exp(u_o^T v_c)}{\sum_{w \in V} \exp(u_w^T v_c)}$$

“max” because amplifies probability of largest  
“soft” because still assigns some probability to smaller

# Word structure and subword models

We assume a fixed vocab of tens of thousands of words, built from the training set. All novel words seen at test time are mapped to a single UNK.



Finite vocabulary assumptions make even less sense in many languages.

- Many languages exhibit complex morphology, or word structure.
- The effect is more word types, each occurring fewer times.

# Interesting characters/words

- 柸 《广韵》《集韵》并以冉切，音琰 (yan3)。物上大下小也。  
又《集韵》他刀切，音叨 (tao1)。进也。
- LGUer
- Loooooooooong

# A paper from ours: MorphTE

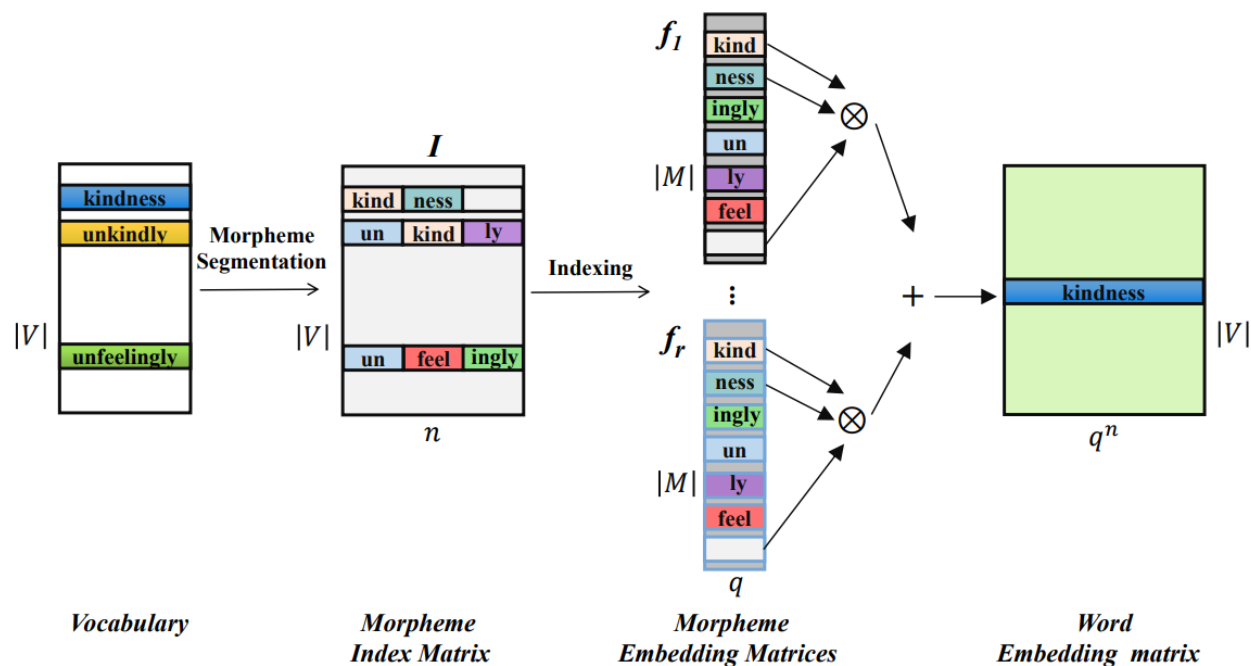


Figure 3: The workflow of MorphTE.  $n$  is the order (number of morphemes for a word).  $q$  is the size of morpheme vectors.  $|V|$  and  $|M|$  denote the size of word vocabulary and morpheme vocabulary.

From static word vector to  
contextualized word vectors

# What's wrong with word2vec?

- One vector for each word type

$$v(\text{bank}) = \begin{pmatrix} -0.224 \\ 0.130 \\ -0.290 \\ 0.276 \end{pmatrix}$$

- Complex characteristics of word use: semantics, syntactic behavior, and connotations
- Polysemous words, e.g., bank, mouse

**mouse**<sup>1</sup> : .... a *mouse* controlling a computer system in 1968.

**mouse**<sup>2</sup> : .... a quiet animal like a *mouse*

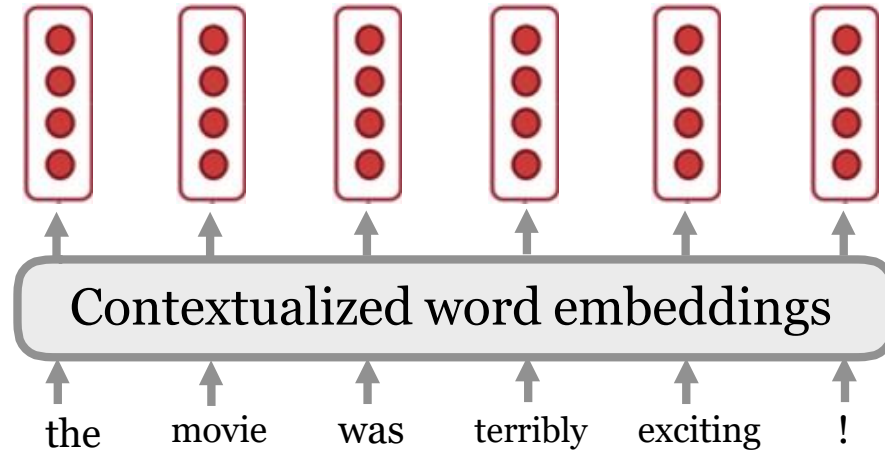
**bank**<sup>1</sup> : ...a *bank* can hold the investments in a custodial account ...

**bank**<sup>2</sup> : ...as agriculture burgeons on the east *bank*, the river ...



# Contextualized word embeddings

Let's build a vector for each word conditioned on its **context**!



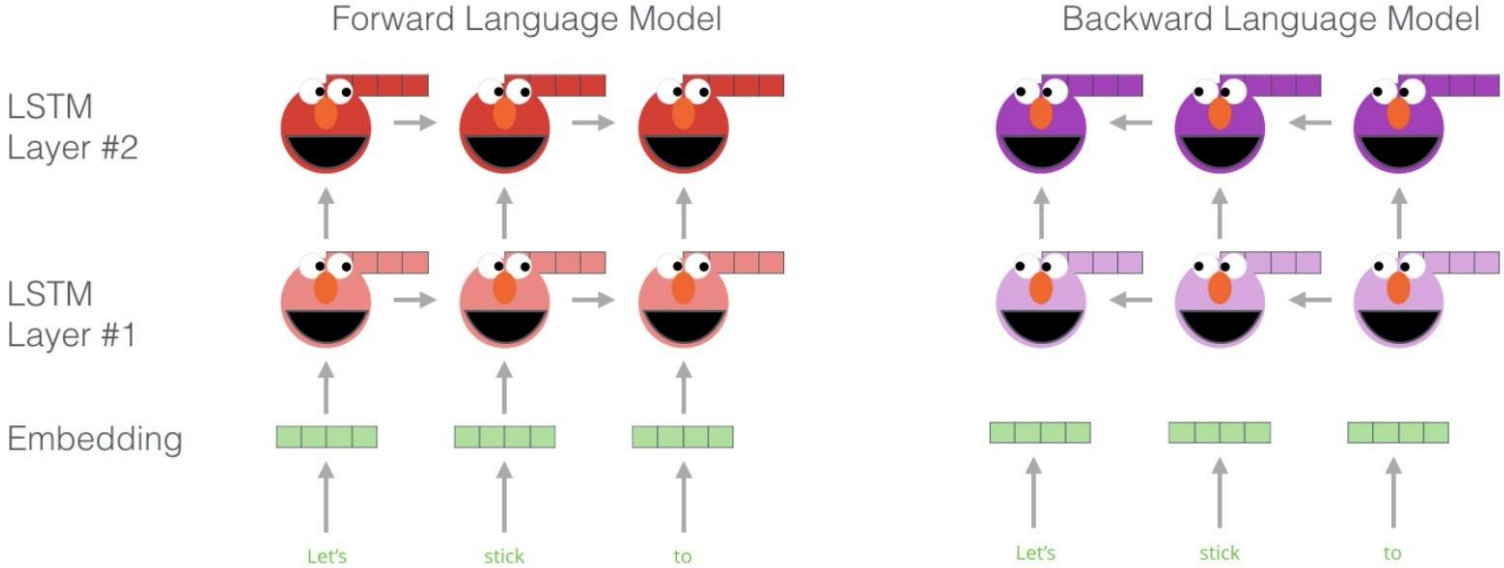
$$f : (w_1, w_2, \dots, w_n) \rightarrow \mathbf{x}_1, \dots, \mathbf{x}_n \in \mathbb{R}^d$$

# ELMo

- NAACL'18: Deep contextualized word representations
- Key idea:
  - Train an LSTM-based language model on some large corpus
  - Use the hidden states of the LSTM for each token to compute a vector representation of each word



# ELMo



# words in the sentence  $\rightarrow$

$$\sum_{k=1}^N ( \log p(t_k | t_1, \dots, t_{k-1}; \Theta_x, \vec{\Theta}_{LSTM}, \Theta_s) )$$

$$+ \log p(t_k | t_{k+1}, \dots, t_N; \Theta_x, \overleftarrow{\Theta}_{LSTM}, \Theta_s) )$$

input

softmax

# How to use ELMo?

$$R_k = \{\mathbf{x}_k^{LM}, \vec{\mathbf{h}}_{k,j}^{LM}, \overleftarrow{\mathbf{h}}_{k,j}^{LM} \mid j = 1, \dots, L\} \leftarrow \# \text{ of layers}$$

$$= \{\mathbf{h}_{k,j}^{LM} \mid j = 0, \dots, L\},$$

$$\mathbf{h}_{k,0}^{LM} = \mathbf{x}_k^{LM}, \mathbf{h}_{k,j}^{LM} = \begin{bmatrix} \vec{\mathbf{h}}_{k,j}^{LM} \\ \overleftarrow{\mathbf{h}}_{k,j}^{LM} \end{bmatrix}; \mathbf{h}_{k,j}$$

$$\mathbf{ELMo}_k^{task} = E(R_k; \Theta^{task}) = \gamma^{task} \sum_{j=0}^L s_j^{task} \mathbf{h}_{k,j}^{LM}$$

- $\gamma^{task}$ : allows the task model to scale the entire ELMo vector
- $s_j^{task}$ : softmax-normalized weights across layers
- Plug ELMo into any (neural) NLP model: freeze all the LMs weights and change the input representation to:

$$[\mathbf{x}_k; \mathbf{ELMo}_k^{task}]$$

(could also insert into higher layers)

# Use ELMo in practice

<https://allennlp.org/elmo>

## Pre-trained ELMo Models

Model	Link(Weights/Options File)		# Parameters (Millions)	LSTM Hidden Size/Output size	# Highway Layers>
Small	<a href="#">weights</a>	<a href="#">options</a>	13.6	1024/128	1
Medium	<a href="#">weights</a>	<a href="#">options</a>	28.0	2048/256	1
Original	<a href="#">weights</a>	<a href="#">options</a>	93.6	4096/512	2
Original (5.5B)	<a href="#">weights</a>	<a href="#">options</a>	93.6	4096/512	2

```
from allennlp.modules.elmo import Elmo, batch_to_ids

options_file = "https://allennlp.s3.amazonaws.com/models/elmo/2x4096
weight_file = "https://allennlp.s3.amazonaws.com/models/elmo/2x4096

# Compute two different representation for each token.
# Each representation is a linear weighted combination for the
# 3 layers in ELMo (i.e., charcnn, the outputs of the two BiLSTM))
elmo = Elmo(options_file, weight_file, 2, dropout=0)

# use batch_to_ids to convert sentences to character ids
sentences = [['First', 'sentence', '.'], ['Another', '.']]
character_ids = batch_to_ids(sentences)

embeddings = elmo(character_ids)
```

Also available in TensorFlow

# BERT

- First released in Oct 2018.
- NAACL'19: BERT: Pre-training of Deep Bidirectional Transformers for Language Understanding

How is BERT different from ELMo?

- #1. Unidirectional context vs bidirectional context
- #2. LSTMs vs Transformers (will talk later)
- #3. The weights are not freezed, called fine-tuning



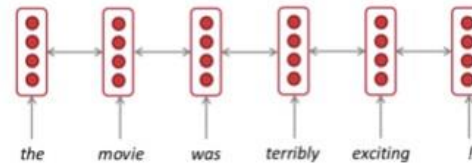
# Bidirectional encoders

- Language models only use left context or right context (although ELMo used two independent LMs from each direction).
- Language understanding is bidirectional

Lecture 9:

## Bidirectional RNNs

Bidirectionality is important in language representations:



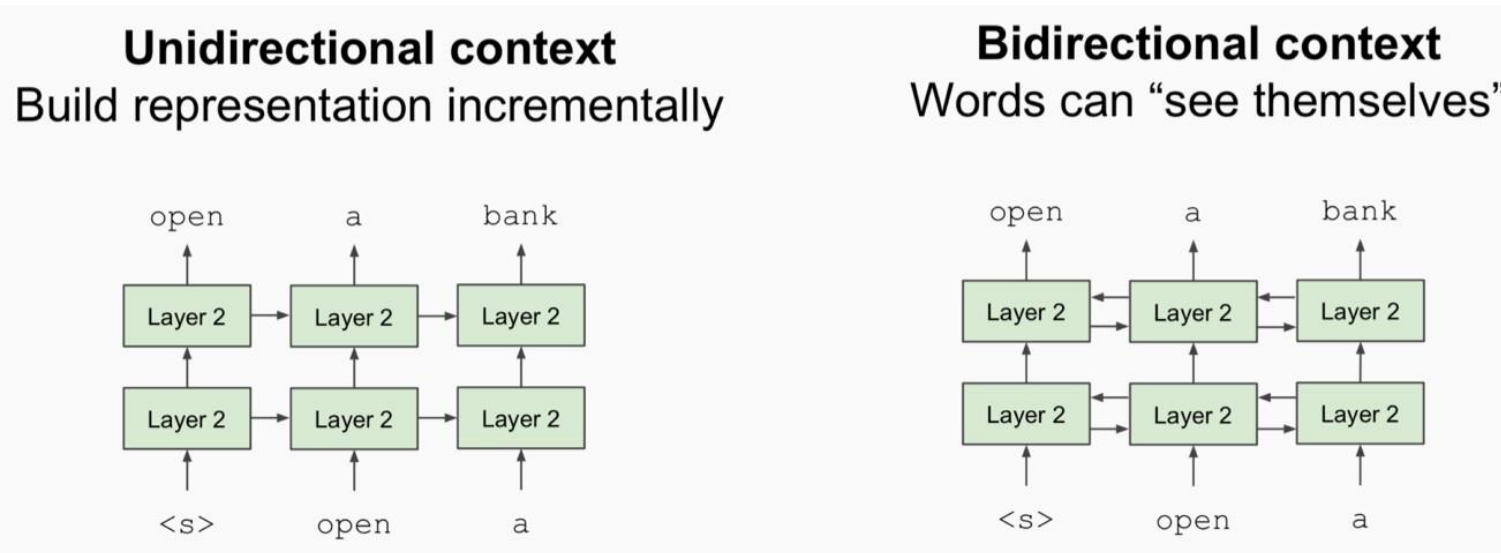
*terribly:*

- left context "the movie was"
- right context "exciting !"

Why are LMs unidirectional?

# Bidirectional encoders

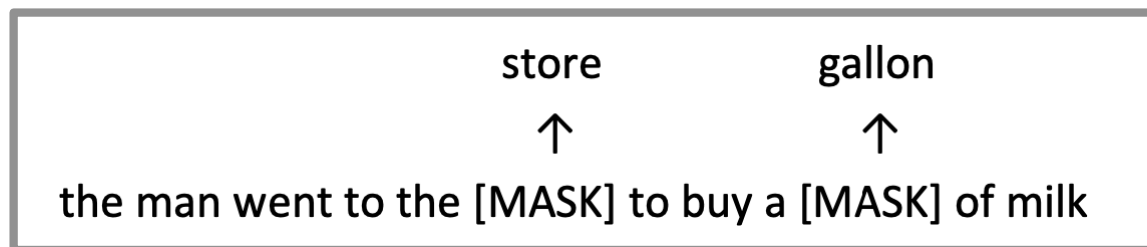
- Language models only use left context or right context (although ELMo used two independent LMs from each direction).
- Language understanding is bidirectional





# Masked language models (MLMs)

- Solution: Mask out 15% of the input words, and then predict the masked words



- Too little masking: too expensive to train
- Too much masking: not enough context

# Masked language models (MLMs)

A little more complication:

- Rather than *always* replacing the chosen words with [MASK], the data generator will do the following:
- 80% of the time: Replace the word with the [MASK] token, e.g., my dog is hairy → my dog is [MASK]
- 10% of the time: Replace the word with a random word, e.g., my dog is hairy → my dog is apple
- 10% of the time: Keep the word unchanged, e.g., my dog is hairy → my dog is hairy. The purpose of this is to bias the representation towards the actual observed word.

Because [MASK] is never seen when BERT is used...

# Next sentence prediction (NSP)

Always sample two sentences, predict whether the second sentence is followed after the first one.

**Input** = [CLS] the man went to [MASK] store [SEP]

he bought a gallon [MASK] milk [SEP]

**Label** = IsNext

**Input** = [CLS] the man [MASK] to the store [SEP]

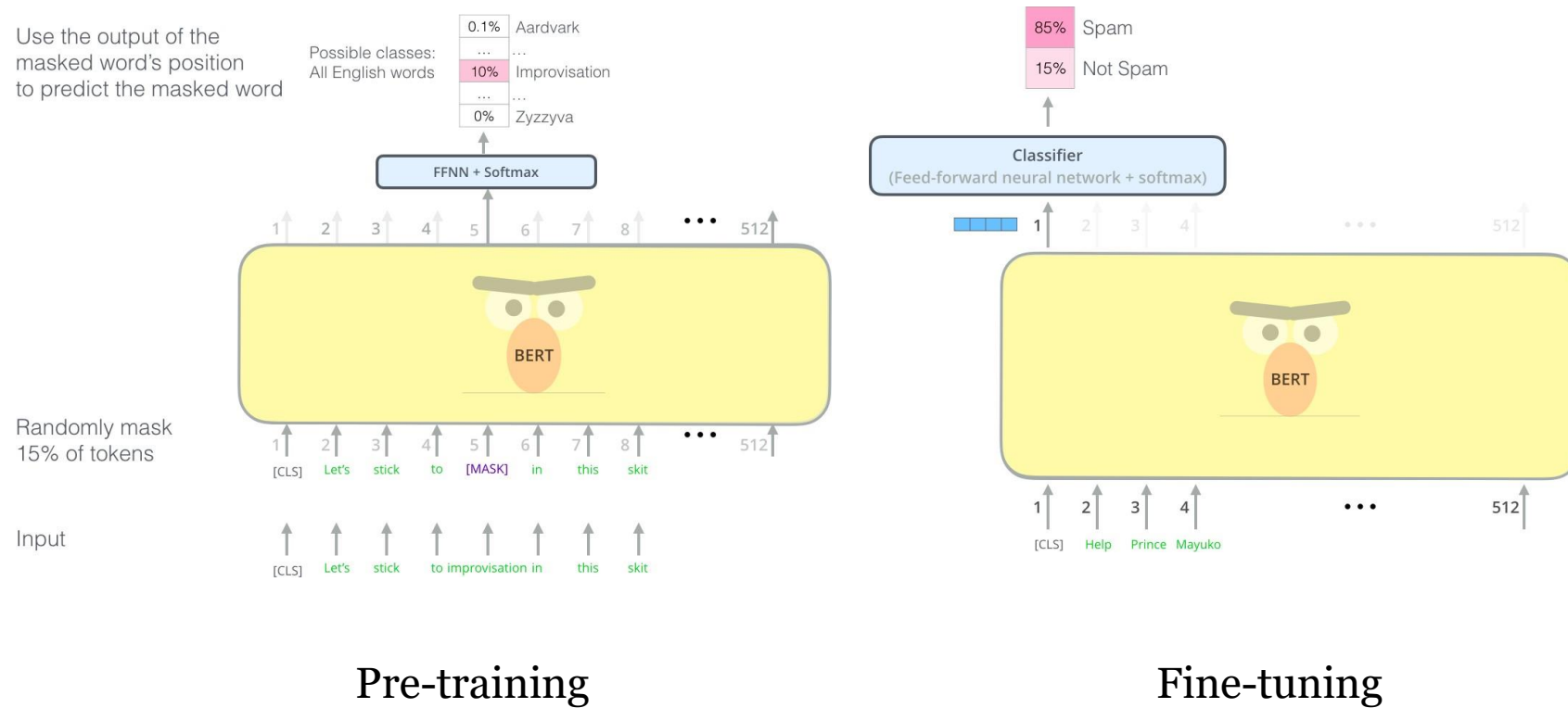
penguin [MASK] are flight ##less birds [SEP]

**Label** = NotNext

Recent papers show that NSP is not necessary...

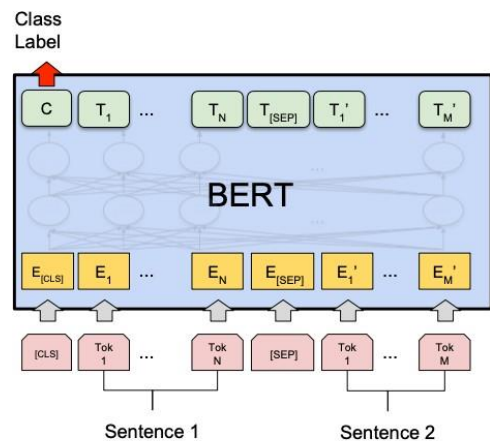
(Joshi\*, Chen\* et al, 2019) :SpanBERT: Improving Pre-training by Representing and Predicting Spans  
(Liu et al, 2019): RoBERTa: A Robustly Optimized BERT Pretraining Approach

# Pre-training and fine-tuning

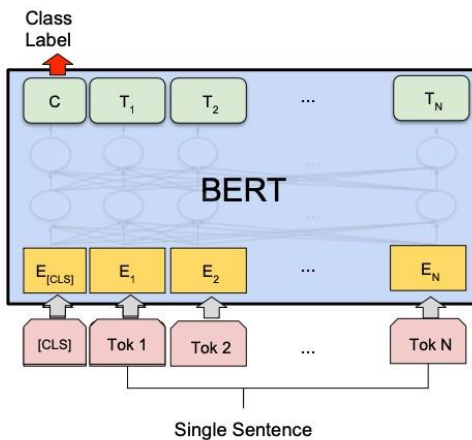


Key idea: all the weights are fine-tuned on downstream tasks

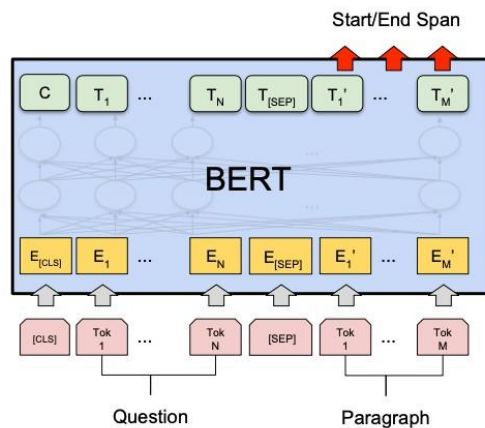
# Applications



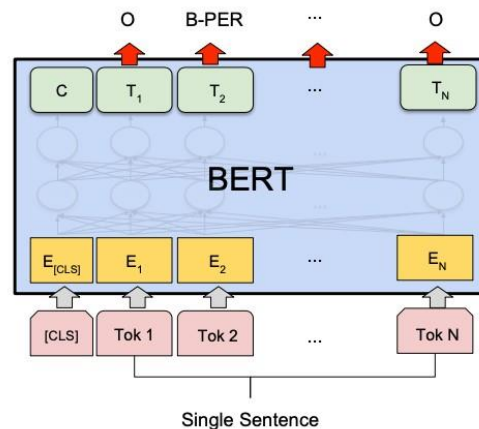
(a) Sentence Pair Classification Tasks:  
MNLI, QQP, QNLI, STS-B, MRPC,  
RTE, SWAG



(b) Single Sentence Classification Tasks:  
SST-2, CoLA



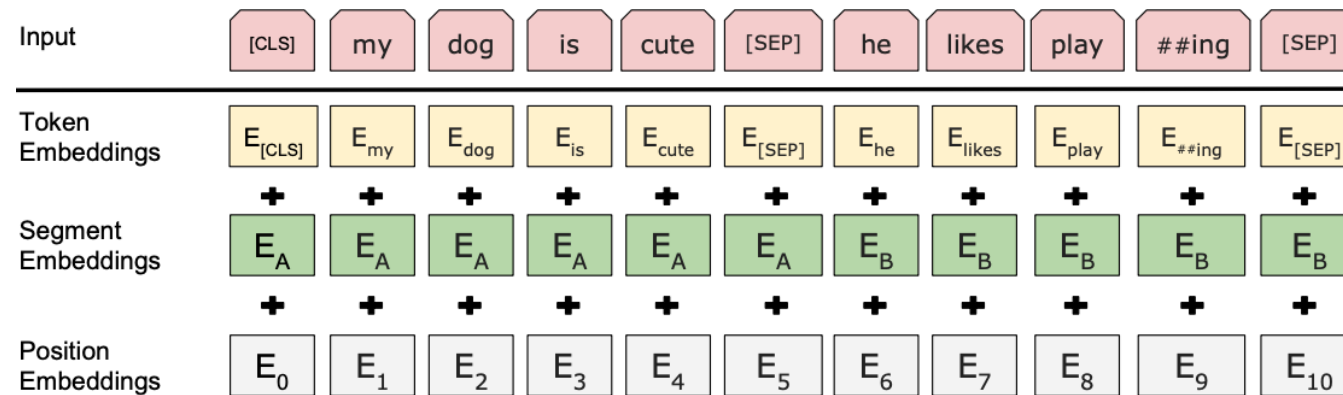
(c) Question Answering Tasks:  
SQuAD v1.1



(d) Single Sentence Tagging Tasks:  
CoNLL-2003 NER

# More details

- Input representations



- Use word pieces instead of words: playing => play ##ing ← Assignment 4
- Trained 40 epochs on Wikipedia (2.5B tokens) + BookCorpus (0.8B tokens)
- Released two model sizes: BERT\_base, BERT\_large

# Variants of contextualized word vectors

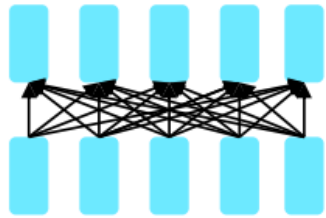
# Overview

Model	Type	Architecture	Task
NLM [25]	static	1-layer MLP	$(a, b) \rightarrow c$ predicting the next word
Skip-Gram [200]	static	1-layer MLP	$b \rightarrow c, b \rightarrow a$ predicting neighboring words
CBow [200]	static	1-layer MLP	$(a, c) \rightarrow b$ predicting central words
Glove [227]	static	1-layer MLP	$\vec{w}_i^T \vec{w}_j \propto \log p(\#(w_i w_j))$ predicting the log co-occurrence count
ELMO [230]	contextualized	LSTM	$(a, b, c, d) \rightarrow e, (e, d, c, b) \rightarrow a$ bi-directional language model
BERT [66], Roberta [185] ALBERT [154], XLNET [351]	contextualized	Transformers or Transformer-XL	$(a, [\text{mask}], c) \rightarrow (\_, b, \_)$ predicting masked words
Electra [54]	contextualized	Transformer	$(a, \hat{b}, c, \hat{d}) \rightarrow (0, 1, 0, 1)$ replaced token prediction
T5 [241] BART [158]	contextualized	Transformers	$(a, b, c, \_) \rightarrow (d, e)$ predicting the sequence
GPT [240]	contextualized	Transformers	$(a, b, c, d) \rightarrow e$ autoregressively predicting the next word



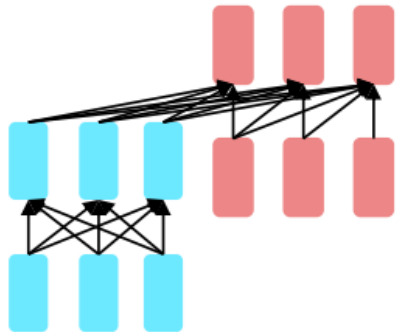
# Pretraining for three types of architectures

The neural architecture influences the type of pretraining, and natural use cases.



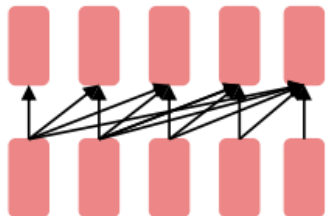
**Encoders**

- Gets bidirectional context – can condition on future!
- How do we train them to build strong representations?



**Encoder-  
Decoders**

- Good parts of decoders and encoders?
- What's the best way to pretrain them?



**Decoders**

- Language models! What we've seen so far.
- Nice to generate from; can't condition on future words

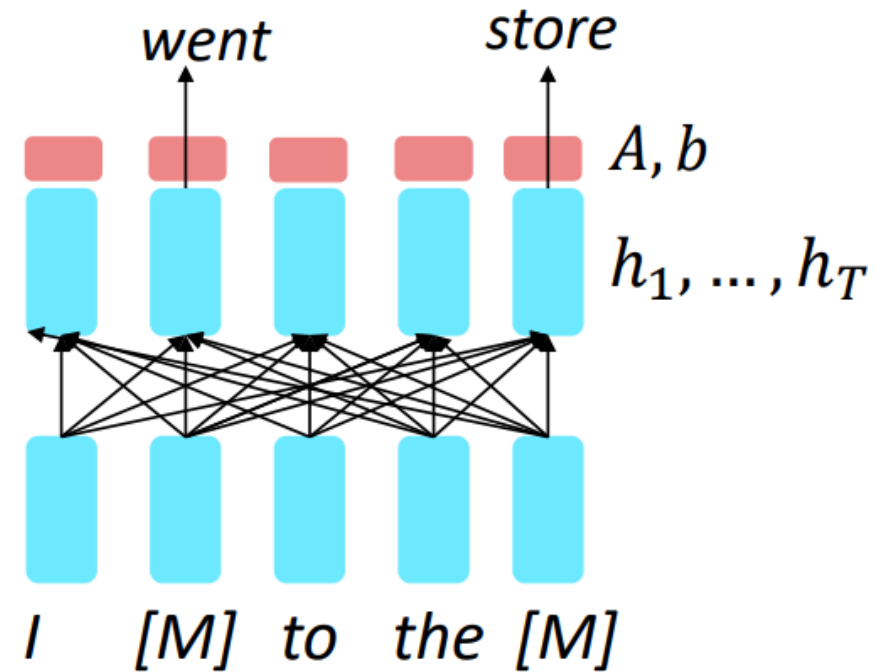
# Pretraining encoders: what pretraining objective to use?

So far, we've looked at language model pretraining. But **encoders get bidirectional context**, so we can't do language modeling!

Idea: replace some fraction of words in the input with a special [MASK] token; predict these words.

$$h_1, \dots, h_T = \text{Encoder}(w_1, \dots, w_T)$$
$$y_i \sim Aw_i + b$$

Only add loss terms from words that are “masked out.” If  $\tilde{x}$  is the masked version of  $x$ , we're learning  $p_\theta(x | \tilde{x})$ . Called **Masked LM**.



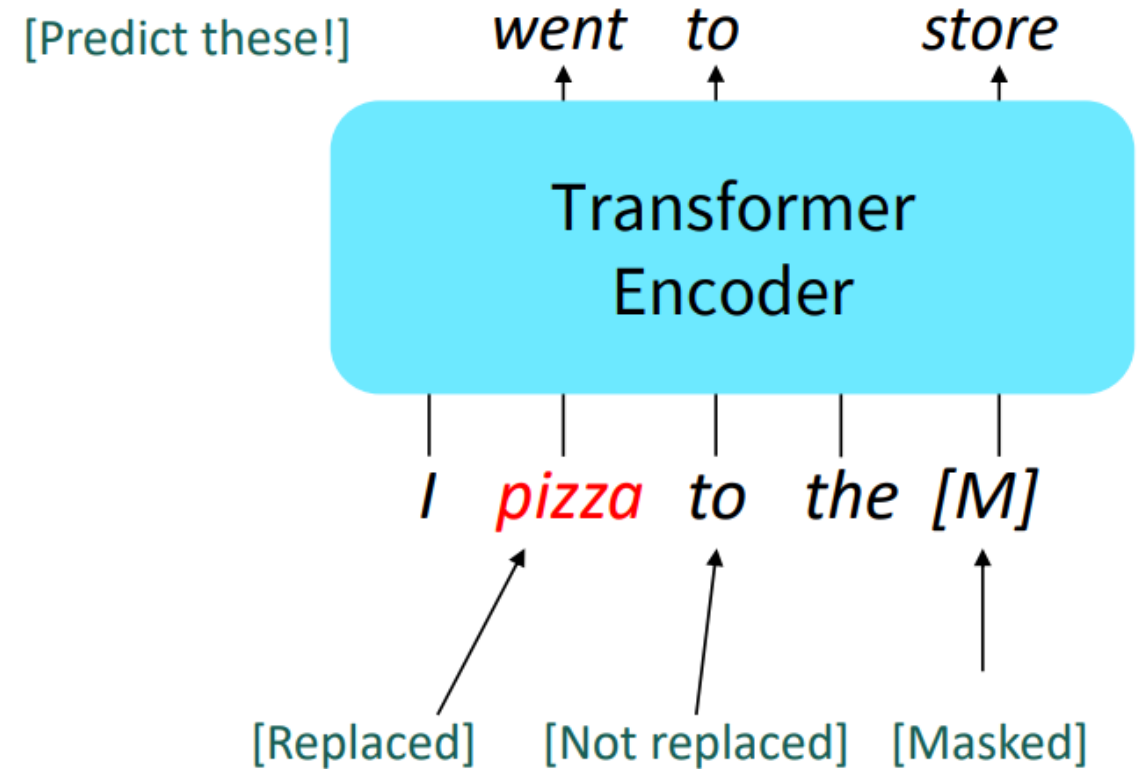
[\[Devlin et al., 2018\]](#)

# BERT: Bidirectional Encoder Representations from Transformers

Devlin et al., 2018 proposed the “Masked LM” objective and released the weights of a pretrained Transformer, a model they labeled BERT.

Some more details about Masked LM for BERT:

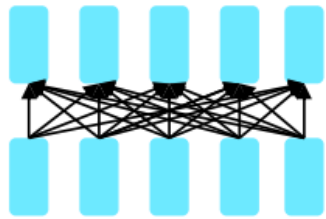
- Predict a random 15% of (sub)word tokens.
  - Replace input word with [MASK] 80% of the time
  - Replace input word with a random token 10% of the time
  - Leave input word unchanged 10% of the time (but still predict it!)
- Why? Doesn't let the model get complacent and not build strong representations of non-masked words. (No masks are seen at fine-tuning time!)



[\[Devlin et al., 2018\]](#)

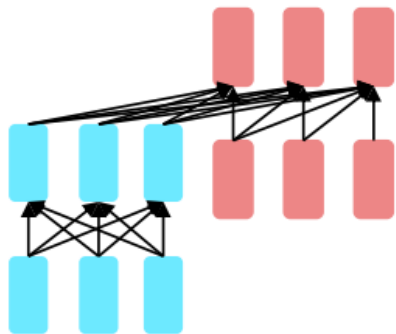
# Pretraining for three types of architectures

The neural architecture influences the type of pretraining, and natural use cases.



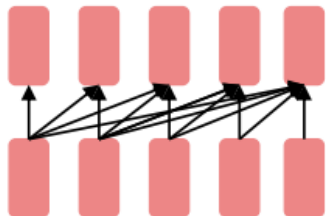
**Encoders**

- Gets bidirectional context – can condition on future!
- How do we train them to build strong representations?



**Encoder-  
Decoders**

- **Good parts of decoders and encoders?**
- **What's the best way to pretrain them?**



**Decoders**

- Language models! What we've seen so far.
- Nice to generate from; can't condition on future words

# Pretraining encoder-decoders: what pretraining objective to use?

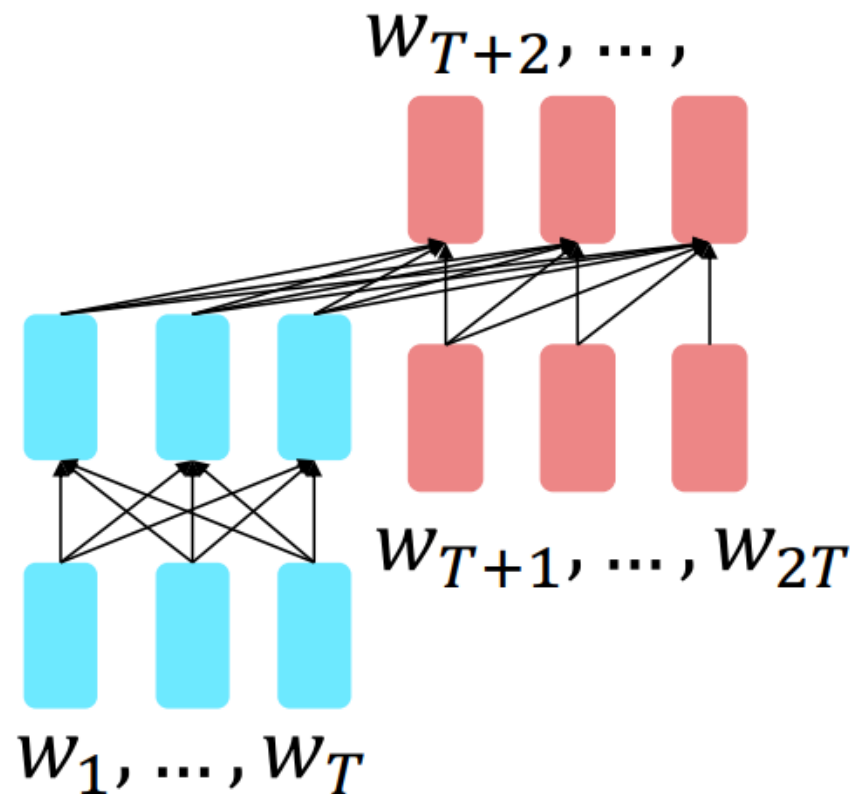
For **encoder-decoders**, we could do something like **language modeling**, but where a prefix of every input is provided to the encoder and is not predicted.

$$h_1, \dots, h_T = \text{Encoder}(w_1, \dots, w_T)$$

$$h_{T+1}, \dots, h_{2T} = \text{Decoder}(w_1, \dots, w_T, h_1, \dots, h_T)$$

$$y_i \sim Ah_i + b, i > T$$

The **encoder** portion benefits from bidirectional context;  
The **decoder** portion is used to train the whole model through language modeling.



[\[Raffel et al., 2018\]](#)

# Pretraining encoder-decoders: what pretraining objective to use?

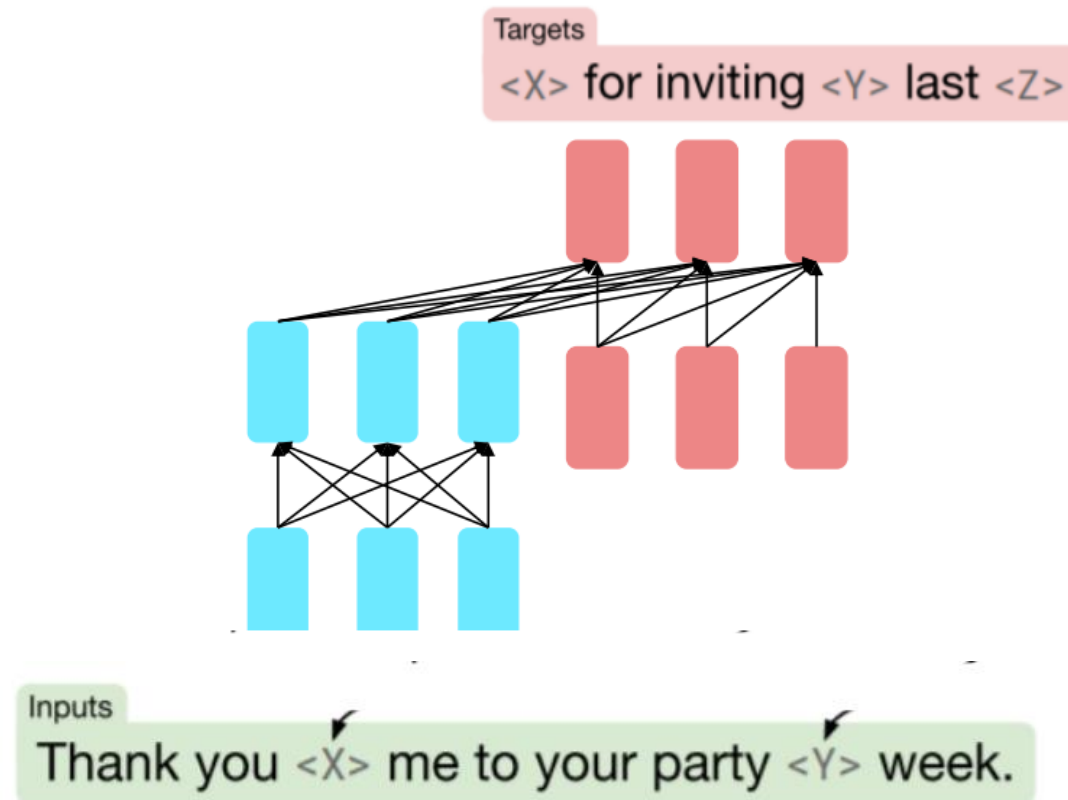
What [Raffel et al., 2018](#) found to work best was span corruption. Their model: T5.

Replace different-length spans from the input with unique placeholders; decode out the spans that were removed!

Original text

Thank you ~~for inviting~~ me to your party last week.

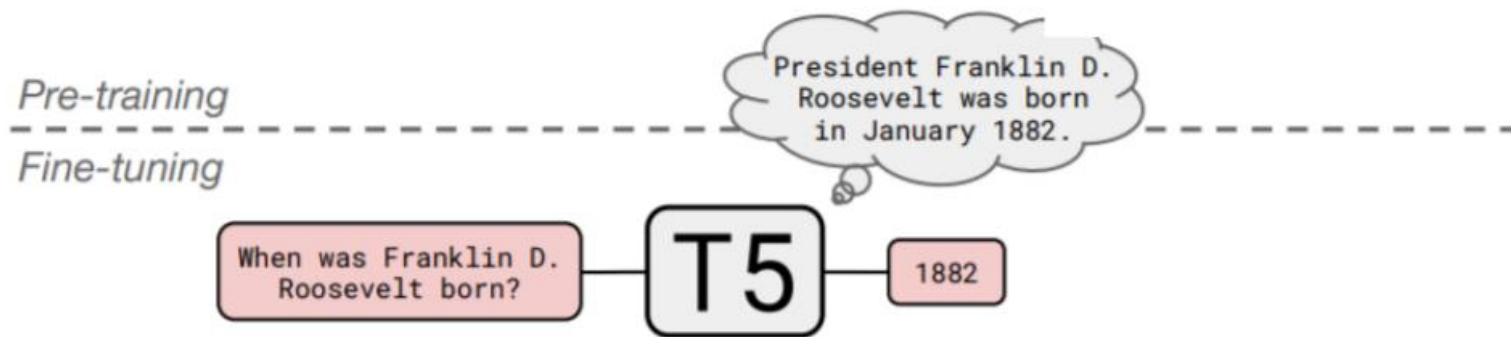
This is implemented in text preprocessing: it's still an objective that looks like **language modeling** at the decoder side.



[\[Raffel et al., 2018\]](#)

# Pretraining encoder-decoders: what pretraining objective to use?

A fascinating property of T5: it can be finetuned to answer a wide range of questions, retrieving knowledge from its parameters.



NQ: Natural Questions

WQ: WebQuestions

TQA: Trivia QA

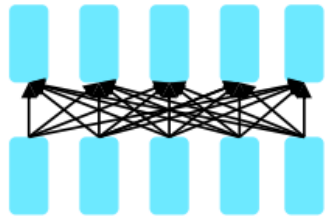
All “open-domain” versions

	NQ	WQ	TQA		
			dev	test	
<u>Karpukhin et al. (2020)</u>	<b>41.5</b>	42.4	<b>57.9</b>	–	
T5.1.1-Base	25.7	28.2	24.2	30.6	<b>220 million params</b>
T5.1.1-Large	27.3	29.5	28.5	37.2	<b>770 million params</b>
T5.1.1-XL	29.5	32.4	36.0	45.1	<b>3 billion params</b>
T5.1.1-XXL	32.8	35.6	42.9	52.5	<b>11 billion params</b>
<u>T5.1.1-XXL + SSM</u>	35.2	<b>42.8</b>	51.9	<b>61.6</b>	

[[Raffel et al., 2018](#)]

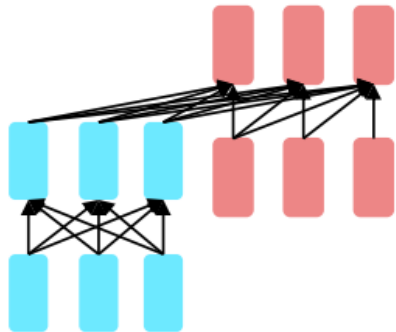
# Pretraining for three types of architectures

The neural architecture influences the type of pretraining, and natural use cases.



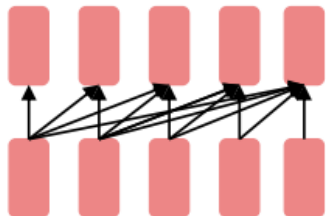
**Encoders**

- Gets bidirectional context – can condition on future!
- How do we train them to build strong representations?



**Encoder-  
Decoders**

- Good parts of decoders and encoders?
- What's the best way to pretrain them?



**Decoders**

- **Language models! What we've seen so far.**
- **Nice to generate from; can't condition on future words**



Back to the language model  
(next word predict)

# Pretraining decoders

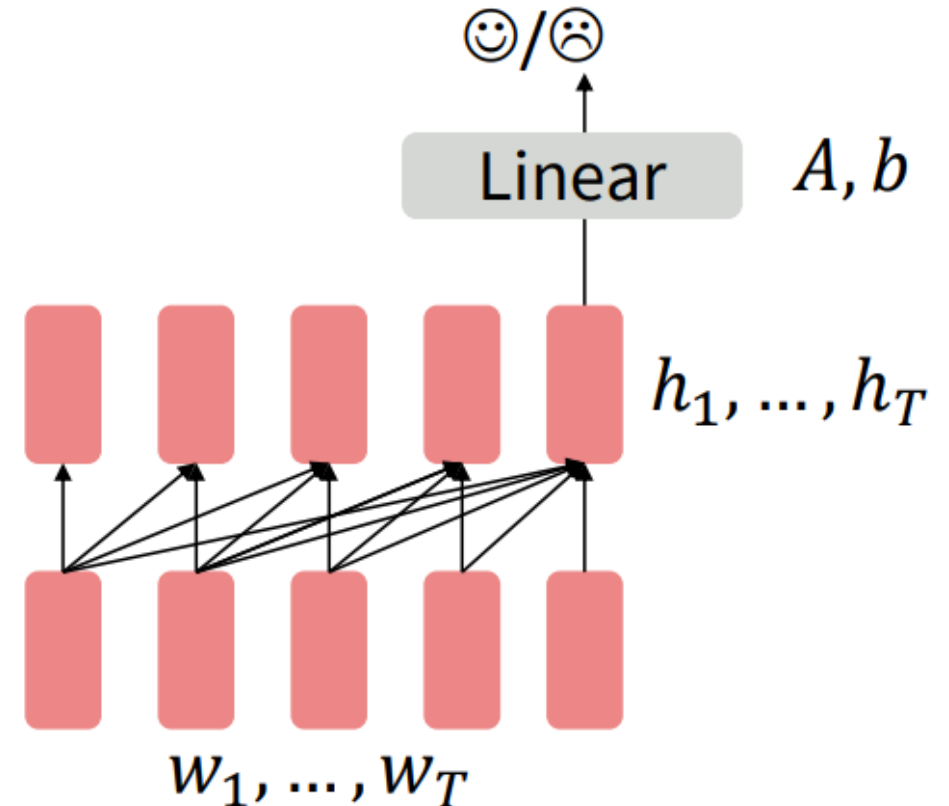
When using language model pretrained decoders, we can ignore that they were trained to model  $p(w_t | w_{1:t-1})$

We can finetune them by training a classifier on the last word's hidden state.

$$h_1, \dots, h_T = \text{Decoder}(w_1, \dots, w_T)$$
$$y \sim Ah_T + b$$

Where  $A$  and  $b$  are randomly initialized and specified by the downstream task.

Gradients backpropagate through the whole network.



[Note how the linear layer hasn't been pretrained and must be learned from scratch.]

# Pretraining decoders

It's natural to pretrain decoders as language models and then use them as generators, finetuning their  $p_{\theta}(w_t | w_{1:t-1})$

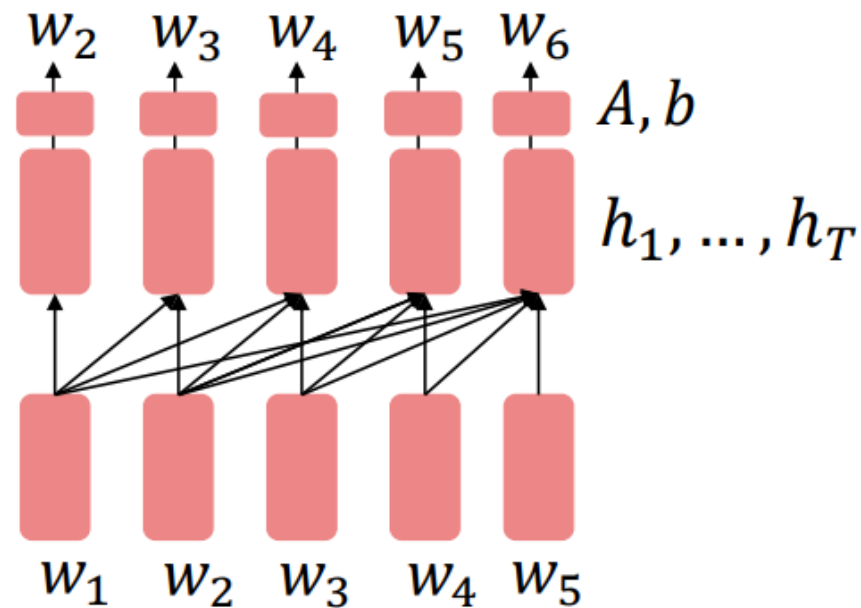
This is helpful in tasks **where the output is a sequence** with a vocabulary like that at pretraining time!

- Dialogue (context=dialogue history)
- Summarization (context=document)

$$h_1, \dots, h_T = \text{Decoder}(w_1, \dots, w_T)$$

$$w_t \sim Ah_{t-1} + b$$

Where  $A, b$  were pretrained in the language model!



[Note how the linear layer has been pretrained.]

# Increasingly convincing generations (GPT2) [Radford et al., 2018]

We mentioned how pretrained decoders can be used in their capacities as language models. GPT-2, a larger version (1.5B) of GPT trained on more data, was shown to produce relatively convincing samples of natural language.

**Context (human-written):** In a shocking finding, scientist discovered a herd of unicorns living in a remote, previously unexplored valley, in the Andes Mountains. Even more surprising to the researchers was the fact that the unicorns spoke perfect English.

**GPT-2:** The scientist named the population, after their distinctive horn, Ovid's Unicorn. These four-horned, silver-white unicorns were previously unknown to science.

Now, after almost two centuries, the mystery of what sparked this odd phenomenon is finally solved.

Dr. Jorge Pérez, an evolutionary biologist from the University of La Paz, and several companions, were exploring the Andes Mountains when they found a small valley, with no other animals or humans. Pérez noticed that the valley had what appeared to be a natural fountain, surrounded by two peaks of rock and silver snow.

# GPT-3, In-context learning, and very large models

So far, we've interacted with pretrained models in two ways:

- Sample from the distributions they define (maybe providing a prompt)
- Fine-tune them on a task we care about, and take their predictions.

Very large language models seem to perform some kind of learning **without gradient steps** simply from examples you provide within their contexts.

GPT-3 is the canonical example of this. The largest T5 model had 11 billion parameters. **GPT-3 has 175 billion parameters.**

# LLaMA, Open-Source Models

Meta hopes to advance NLP research through LLAMA, particularly in the **academic exploration** of large language models.

LLAMA can be customized for **a variety of use cases**, especially in **research and non-commercial projects** where it demonstrates greater suitability.

Through architectural optimizations, LLAMA can achieve performance similar to GPT-3 while using fewer computational resources.

# Phi-3, Small but Strong,

Despite the compact size of the Phi-3 model, it has demonstrated performance on par with or even **superior** to larger models on **various academic benchmarks** in the market.

Phi-3's training method, inspired by children's learning, uses a "**curriculum-based**" strategy. It starts with simplified data, **gradually guiding the model to grasp complex concepts.**

Phi-3 adopts an architecture optimized specifically for **mobile devices**, with a design that supports **significant extension of the model's context length** through the **LongRope system**, thereby enhancing its ability to handle **long-sequence** data.

# Today's lecture

- **Language model in a narrow sense**  
(Probability theory, N-gram language model)
- Language model in broad sense
- **More thoughts on language model**



- LM (next word predict) is scalable
- LM does not need annotations
- LM is simple such that it is easily to adapt it many tasks
- LM could model human thoughts
- LM is efficient to capture knowledge (imagine use images to record knowledge?)
- Humans do LM everyday (do next-word/ next-second prediction)

# What can we learn from reconstructing the input?

I was thinking about the sequence that goes 1, 1, 2, 3, 5, 8, 13, 21, \_\_\_\_\_

Overall, the value I got from the two hours watching it was the sum total of the popcorn and the drink. The movie was \_\_\_\_\_.

The woman walked across the street, checking for traffic over \_\_\_\_\_ shoulder.

I went to the ocean to see the fish, turtles, seals, and \_\_\_\_\_.

# Tutorial

## Python library

We provide a [Python library](#), which you can install as follows:

```
$ pip install openai
```



main.py

+

```
1 import os
2 import openai
3
4 # Load your API key from an environment variable or secret management service
5 OPENAI_API_KEY = "sk-ZzCM7HXVRBkWJChQfUxwT3B1bkFJ0mSfEpB000n9F4IpCqfE"
6
7 openai.api_key = os.getenv(OPENAI_API_KEY)
8
9 chat_completion = openai.ChatCompletion.create(model="gpt-3.5-turbo", messages=[{"role": "user", "content": "Hello world"}])
```

<https://platform.openai.com/docs/libraries/python-library>

# Prompt Engineering

## Related resource:

- ❖ <https://www.promptingguide.ai/zh>
- ❖ [https://www.youtube.com/watch?v=dOxUroR57xs&ab\\_channel=ElvisSaravia](https://www.youtube.com/watch?v=dOxUroR57xs&ab_channel=ElvisSaravia)
- ❖ <https://github.com/dair-ai/Prompt-Engineering-Guide>

## Assignment 1: Using ChatGPT API

This will be released in the **next week!**

See updates in our BB system, WeChat and Emails.

# Acknowledgement

- Princeton COS 484: Natural Language Processing. Contextualized Word Embeddings. Fall 2019
- CS447: Natural Language Processing. Language Models. *<http://courses.engr.illinois.edu/cs447>*